

Chapter 1: Overview

Concept Checks

1.1. a 1.2. a) 4 b) 3 c) 5 d) 6 e) 2 1.3. a, c and e 1.4. b 1.5. e 1.6. a) 4th b) 2nd c) 3rd d) 1st

Multiple-Choice Questions

1.1. c 1.2. c 1.3. d 1.4. b 1.5. a 1.6. b 1.7. b 1.8. c 1.9. c 1.10. b 1.11. d 1.12. b 1.13. c 1.14. a 1.15. e 1.16. a

Conceptual Questions

1.17. (a) In Europe, gas consumption is in L/100 km. In the US, fuel efficiency is in miles/gallon. Let's relate these two: 1 mile = 1.609 km, 1 gal = 3.785 L.

$$\frac{1 \text{ mile}}{\text{gal}} = \frac{1.609 \text{ km}}{3.785 \text{ L}} = \frac{1.609}{3.785} \left(\frac{1}{100} \right) (100) \frac{\text{km}}{\text{L}} = (0.00425) \left(\frac{1}{\text{L}/100 \text{ km}} \right) = \frac{1}{235.24 \text{ L}/100 \text{ km}}$$

Therefore, 1 mile/gal is the reciprocal of 235.2 L/100 km.

(b) Gas consumption is $\frac{12.2 \text{ L}}{100 \text{ km}}$. Using $\frac{1 \text{ L}}{100 \text{ km}} = \frac{1}{235.24 \text{ miles/gal}}$ from part (a),

$$\frac{12.2 \text{ L}}{100 \text{ km}} = 12.2 \left(\frac{1 \text{ L}}{100 \text{ km}} \right) = 12.2 \left(\frac{1}{235.24 \text{ miles/gal}} \right) = \frac{1}{19.282 \text{ miles/gal}}.$$

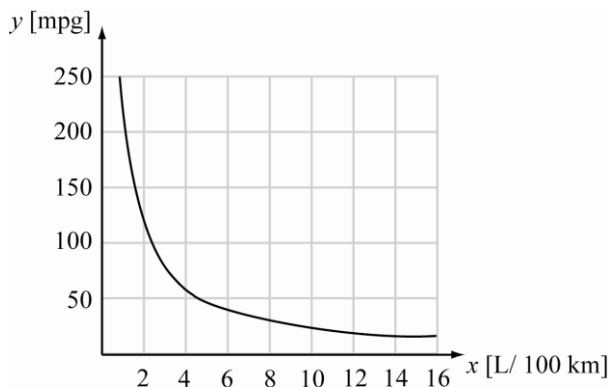
Therefore, a car that consumes 12.2 L/100 km of gasoline has a fuel efficiency of 19.3 miles/gal.

(c) If the fuel efficiency of the car is 27.4 miles per gallon, then

$$\frac{27.4 \text{ miles}}{\text{gal}} = \frac{27.4}{235.24 \text{ L}/100 \text{ km}} = \frac{1}{8.59 \text{ L}/100 \text{ km}}.$$

Therefore, 27.4 miles/gal is equivalent to 8.59 L/100 km.

(d)



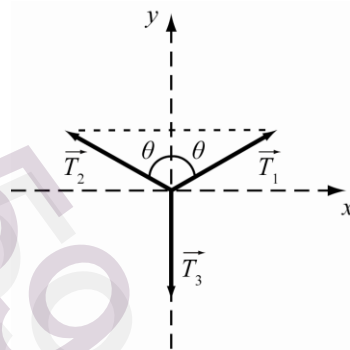
1.18. A vector is described by a set of components in a given coordinate system, where the components are the projections of the vector onto each coordinate axis. Therefore, on a two-dimensional sheet of paper there are two coordinates and thus, the vector is described by two components. In the real three-dimensional world, there are three coordinates and a vector is described by three components. A four-dimensional world would be described by four coordinates, and a vector would be described by four components.

1.19. A vector contains information about the distance between two points (the magnitude of the vector). In contrast to a scalar, it also contains information direction. In many cases knowing a direction can be as important as knowing a magnitude.

Contact me in order to access whole complete document

Bauer/Westfall: *University Physics, 2E*

- 1.20. In order to add vectors in magnitude-direction form, each vector is expressed in terms of component vectors which lie along the coordinate axes. The corresponding components of each vector are added to obtain the components of the resultant vector. The resultant vector can then be expressed in magnitude-direction form by computing its magnitude and direction.
- 1.21. The advantage to using scientific notation is two-fold: Scientific notation is more compact (thus saving space and writing), and it also gives a more intuitive way of dealing with significant figures since you can only write the necessary significant figures and extraneous zeroes are kept in the exponent of the base.
- 1.22. The SI system of units is the preferred system of measurement due to its ease of use and clarity. The SI system is a metric system generally based on multiples of 10, and consisting of a set of standard measurement units to describe the physical world. In science, it is paramount to communicate results in the clearest and most widely understood manner. Since the SI system is internationally recognized, and its definitions are unambiguous, it is used by scientists around the world, including those in the United States.
- 1.23. It is possible to add three equal-length vectors and obtain a vector sum of zero. The vector components of the three vectors must all add to zero. Consider the following arrangement with $|T_1| = |T_2| = |T_3|$:



The horizontal components of T_1 and T_2 cancel out, so the sum $T_1 + T_2$ is a vertical vector whose magnitude is $T \cos \theta + T \cos \theta = 2T \cos \theta$. The vector sum $T_1 + T_2 + T_3$ is zero if

$$\begin{aligned} 2T \cos \theta - T &= 0 \\ \cos \theta &= \frac{1}{2} \\ \theta &= 60^\circ \end{aligned}$$

Therefore it is possible for three equal-length vectors to sum to zero.

- 1.24. Mass is not a vector quantity. It is a scalar quantity since it does not make sense to associate a direction with mass.
- 1.25. The volume of a sphere is given by $V = (4/3)\pi r^3$. Doubling the volume gives $2V = 2(4/3)\pi r^3 = (4/3)\pi(2^{3/3})r^3 = (4/3)\pi(2^{1/3}r)^3$. Now, since the distance between the flies is the diameter of the sphere, $d = 2r$, and doubling the volume increases the radius by a factor of $2^{1/3}$, the distance between the flies is then increased to $2(2^{1/3}r) = 2^{1/3}(2r) = 2^{1/3}d$. Therefore, the distance is increased by a factor of $2^{1/3}$.
- 1.26. The volume of a cube of side r is $V_c = r^3$, and the volume of a sphere of radius r is $V_{sp} = (4/3)\pi r^3$. The ratio of the volumes is:

$$\frac{V_c}{V_{sp}} = \frac{r^3}{\frac{4}{3}\pi r^3} = \frac{3}{4\pi}$$

The ratio of the volumes is independent of the value of r .

- 1.27. The surface area of a sphere is given by $4\pi r^2$. A cube of side length s has a surface area of $6s^2$. To determine s set the two surface areas equal:

$$6s^2 = 4\pi r^2 \Rightarrow s = \sqrt{\frac{4\pi r^2}{6}} = r\sqrt{\frac{2\pi}{3}}.$$

- 1.28. The mass of Sun is $2 \cdot 10^{30}$ kg, the number of stars in the Milky Way is about $100 \cdot 10^9 = 10^{11}$, the number of galaxies in the Universe is about $100 \cdot 10^9 = 10^{11}$, and the mass of an H-atom is $2 \cdot 10^{-27}$ kg.

(a) The total mass of the Universe is roughly equal to the number of galaxies in the Universe multiplied by the number of stars in a galaxy and the mass of the average star:

$$M_{\text{universe}} = (10^{11})(10^{11})(2 \cdot 10^{30}) = 2 \cdot 10^{(11+11+30)} \text{ kg} = 2 \cdot 10^{52} \text{ kg}.$$

(b) $n_{\text{hydrogen}} \approx \frac{M_{\text{universe}}}{M_{\text{hydrogen}}} = \frac{2 \cdot 10^{52} \text{ kg}}{2 \cdot 10^{-27} \text{ kg}} = 10^{79}$ atoms

- 1.29. The volume of 1 teaspoon is about $4.93 \cdot 10^{-3}$ L, and the volume of water in the oceans is about $1.35 \cdot 10^{21}$ L.

$$\frac{1.35 \cdot 10^{21} \text{ L}}{4.93 \cdot 10^{-3} \text{ L/tsp}} = 2.74 \cdot 10^{23} \text{ tsp}$$

There are about $2.74 \cdot 10^{23}$ teaspoons of water in the Earth's oceans.

- 1.30. The average arm-span of an adult human is $d = 2$ m. Therefore, with arms fully extended, a person takes up a circular area of $\pi r^2 = \pi(d/2)^2 = \pi(1 \text{ m})^2 = \pi \text{ m}^2$. Since there are approximately $6.5 \cdot 10^9$ humans, the amount of land area required for all humans to stand without being able to touch each other is $6.5 \cdot 10^9 \text{ m}^2 (\pi) = 6.5 \cdot 10^9 \text{ m}^2 (3.14) = 2.0 \cdot 10^{10} \text{ m}^2$. The area of the United States is about $3.5 \cdot 10^6$ square miles or $9.1 \cdot 10^{12} \text{ m}^2$. In the United States there is almost five hundred times the amount of land necessary for all of the population of Earth to stand without touching each other.

- 1.31. The diameter of a gold atom is about $2.6 \cdot 10^{-10}$ m. The circumference of the neck of an adult is roughly 0.40 m. The number of gold atoms necessary to link to make a necklace is given by:

$$n = \frac{\text{circumference of neck}}{\text{diameter of atom}} = \frac{4.0 \cdot 10^{-1} \text{ m}}{2.6 \cdot 10^{-10} \text{ m/atom}} = 1.5 \cdot 10^9 \text{ atoms}.$$

The Earth has a circumference at the equator of about $4.008 \cdot 10^7$ m. The number of gold atoms necessary to link to make a chain that encircles the Earth is given by:

$$N = \frac{\text{circumference of Earth}}{\text{diameter of a gold atom}} = \frac{4.008 \cdot 10^7 \text{ m}}{2.6 \cdot 10^{-10} \text{ m}} = 1.5 \cdot 10^{17} \text{ atoms}.$$

Since one mole of substance is equivalent to about $6.022 \cdot 10^{23}$ atoms, the necklace of gold atoms has $(1.5 \cdot 10^9 \text{ atoms}) / (6.022 \cdot 10^{23} \text{ atoms/mol}) = 2.5 \cdot 10^{-15}$ moles of gold. The gold chain has $(1.5 \cdot 10^{17} \text{ atoms}) / (6.022 \cdot 10^{23} \text{ atoms/mol}) = 2.5 \cdot 10^{-7}$ moles of gold.

- 1.32. The average dairy cow has a mass of about $1.0 \cdot 10^3$ kg. Estimate the cow's average density to be that of water, $\rho = 1000$ kg/m³.

$$\text{volume} = \frac{\text{mass}}{\rho} = \frac{1.0 \cdot 10^3 \text{ kg}}{1000 \text{ kg/m}^3} = 1.0 \text{ m}^3$$

Contact me in order to access whole complete document

Bauer/Westfall: *University Physics, 2E*

Relate this to the volume of a sphere to obtain the radius.

$$\text{volume} = \frac{4}{3}\pi r^3 \Rightarrow r = \left[\frac{3V}{4\pi} \right]^{1/3} = \left[\frac{3(1.0 \text{ m}^3)}{4\pi} \right]^{1/3} \approx 0.62 \text{ m}$$

A cow can be roughly approximated by a sphere with a radius of 0.62 m.

- 1.33. The mass of a head can be estimated first approximating its volume. A rough approximation to the shape of a head is a cylinder. To obtain the volume from the circumference, recall that the circumference is $C = 2\pi r$, which gives a radius of $r = C/2\pi$. The volume is then:

$$V = (\pi r^2)h = \pi \left(\frac{C}{2\pi} \right)^2 h = \frac{C^2 h}{4\pi}.$$

The circumference of a head is about 55 cm = 0.55 m, and its height is about 20 cm = 0.20 m. These values can be used in the volume equation:

$$V = \frac{(0.55 \text{ m})^2}{4\pi} (0.20 \text{ m}) = 4.8 \cdot 10^{-3} \text{ m}^3.$$

Assuming that the density of the head is about the same as the density of water, the mass of a head can then be estimated as follows:

$$\text{mass} = \text{density} \cdot \text{volume} = (1.0 \cdot 10^3 \text{ kg/m}^3)(4.8 \cdot 10^{-3} \text{ m}^3) = 4.8 \text{ kg}.$$

- 1.34. The average adult human head is roughly a cylinder 15 cm in diameter and 20. cm in height. Assume about 1/3 of the surface area of the head is covered by hair.

$$A_{\text{hair}} = \frac{1}{3}(A_{\text{cylinder}}) = \frac{1}{3}(2\pi r^2 + 2\pi r h) = \frac{2\pi}{3}(r^2 + r h) = \frac{2\pi}{3}[(7.5 \text{ cm})^2 + (7.5 \text{ cm})(20. \text{ cm})] \\ \approx 4.32 \cdot 10^2 \text{ cm}^2$$

On average, the density of hair on the scalp is $\rho_{\text{hair}} = 2.3 \cdot 10^2 \text{ hairs/cm}^2$. Therefore, you have $A_{\text{hair}} \times \rho_{\text{hair}}$ hairs on your head.


$$A_{\text{hair}} \rho_{\text{hair}} = (4.32 \cdot 10^2 \text{ cm}^2)(2.3 \cdot 10^2 \text{ hairs/cm}^2) = 9.9 \cdot 10^4 \text{ hairs}.$$

Exercises

- 1.35. (a) Three (b) Four (c) One (d) Six (e) One (f) Two (g) Three

- 1.36. **THINK:** The known quantities are: $F_1 = 2.0031 \text{ N}$ and $F_2 = 3.12 \text{ N}$. Both F_1 and F_2 are in the same direction, and act on the same object. The total force acting on the object is F_{total} .

SKETCH:



RESEARCH: Forces that act in the same direction are summed, $F_{\text{total}} = \sum F_i$.

SIMPLIFY: $F_{\text{total}} = \sum F_i = F_1 + F_2$

CALCULATE: $F_{\text{total}} = 2.0031 \text{ N} + 3.12 \text{ N} = 5.1231 \text{ N}$

ROUND: When adding (or subtracting), the precision of the result is limited by the least precise value used in the calculation. F_1 is precise to four places after the decimal and F_2 is precise to only two places after the decimal, so the result should be precise to two places after the decimal: $F_{\text{total}} = 5.12 \text{ N}$.

DOUBLE-CHECK: This result is reasonable as it is greater than each of the individual forces acting on the object.

- 1.37. The result should have the same number of decimal places as the number with the fewest of them. Therefore, the result is $2.0600 + 3.163 + 1.12 = 6.34$.
- 1.38. In a product of values, the result should have as many significant figures as the value with the smallest number of significant figures. The value for x only has two significant figures, so $w = (1.1 \cdot 10^3)(2.48 \cdot 10^{-2})(6.000) = 1.6 \cdot 10^2$.
- 1.39. Write “one ten-millionth of a centimeter” in scientific notation. One millionth is $1/10^6 = 1 \cdot 10^{-6}$. Therefore, one ten-millionth is $1/[10 \cdot 10^6] = 1/10^7 = 1 \cdot 10^{-7}$ cm.
- 1.40. $153,000,000 = 1.53 \cdot 10^8$
- 1.41. There are 12 inches in a foot and 5280 feet in a mile. Therefore there are 63,360 inch/mile. $30.7484 \text{ miles} \cdot 63,360 \text{ inch/mile} = 1948218.624 \text{ inches}$. Rounding to six significant figures and expressing the answer in scientific notation gives $1.94822 \cdot 10^6$ inches.
- 1.42. (a) kilo (b) centi (c) milli
- 1.43. $1 \text{ km} = 1 \text{ km} \left(\frac{1000 \text{ m}}{1 \text{ km}} \right) \left(\frac{1000 \text{ mm}}{1 \text{ m}} \right) = 1,000,000 \text{ mm} = 1 \cdot 10^6 \text{ mm}$
- 1.44. 1 hectare = 100 ares, and 1 are = 100 m^2 , so:

$$1 \text{ km}^2 = 1 \text{ km}^2 \left(\frac{(1000)^2 \text{ m}^2}{1 \text{ km}^2} \right) \left(\frac{1 \text{ are}}{100 \text{ m}^2} \right) \left(\frac{1 \text{ hectare}}{100 \text{ ares}} \right) = 100 \text{ hectares.}$$

1.45. 1 milliPascal

- 1.46. **THINK:** The known quantities are the masses of the four sugar cubes. Crushing the sugar cubes doesn't change the mass. Their masses, written in standard SI units, using scientific notation are $m_1 = 2.53 \cdot 10^{-2}$ kg, $m_2 = 2.47 \cdot 10^{-2}$ kg, $m_3 = 2.60 \cdot 10^{-2}$ kg and $m_4 = 2.58 \cdot 10^{-2}$ kg.

SKETCH: A sketch is not needed to solve this problem.

RESEARCH:

(a) The total mass equals the sum of the individual masses: $M_{\text{total}} = \sum_{j=1}^4 m_j$.

(b) The average mass is the sum of the individual masses, divided by the total number of masses:

$$M_{\text{average}} = \frac{m_1 + m_2 + m_3 + m_4}{4}.$$

SIMPLIFY:

(a) $M_{\text{total}} = m_1 + m_2 + m_3 + m_4$

(b) $M_{\text{average}} = \frac{M_{\text{total}}}{4}$

CALCULATE:

(a) $M_{\text{total}} = 2.53 \cdot 10^{-2} \text{ kg} + 2.47 \cdot 10^{-2} \text{ kg} + 2.60 \cdot 10^{-2} \text{ kg} + 2.58 \cdot 10^{-2} \text{ kg}$
 $= 10.18 \cdot 10^{-2} \text{ kg}$
 $= 1.018 \cdot 10^{-1} \text{ kg}$

(b) $M_{\text{average}} = \frac{10.18 \cdot 10^{-2} \text{ kg}}{4} = 2.545 \cdot 10^{-2} \text{ kg}$

ROUND:

(a) Rounding to three significant figures, $M_{\text{total}} = 1.02 \cdot 10^{-1} \text{ kg}$.

(b) Rounding to three significant figures, $M_{\text{average}} = 2.55 \cdot 10^{-2} \text{ kg}$.

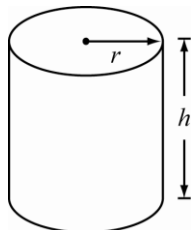
Contact me in order to access whole complete document

Bauer/Westfall: *University Physics, 2E*

DOUBLE-CHECK: There are four sugar cubes weighing between $2.53 \cdot 10^{-2}$ kg and $2.60 \cdot 10^{-2}$ kg, so it is reasonable that their total mass is $M_{\text{total}} = 1.02 \cdot 10^{-1}$ kg and their average mass is $2.55 \cdot 10^{-2}$ kg.

1.47. **THINK:** The cylinder has height $h = 20.5$ cm and radius $r = 11.9$ cm.

SKETCH:



RESEARCH: The surface area of a cylinder is $A = 2\pi rh + 2\pi r^2$.

SIMPLIFY: $A = 2\pi r(h + r)$

CALCULATE: $A = 2\pi(11.9 \text{ cm})(20.5 \text{ cm} + 11.9 \text{ cm}) = 2422.545 \text{ cm}^2$

ROUND: Three significant figures: $A = 2.42 \cdot 10^3 \text{ cm}^2$.

DOUBLE-CHECK: The units of area are a measure of distance squared so the answer is reasonable.

1.48. **THINK:** When you step on the bathroom scale, your mass and gravity exert a force on the scale and the scale displays your weight. The given quantity is your mass $m_1 = 125.4$ lbs. Pounds can be converted to SI units using the conversion $1 \text{ lb} = 0.4536 \text{ kg}$. Let your mass in kilograms be m_2 .

SKETCH: A sketch is not needed to solve this problem.

RESEARCH: $m_2 = m_1 \left(\frac{0.4536 \text{ kg}}{1 \text{ lb}} \right)$

SIMPLIFY: It is not necessary to simplify.

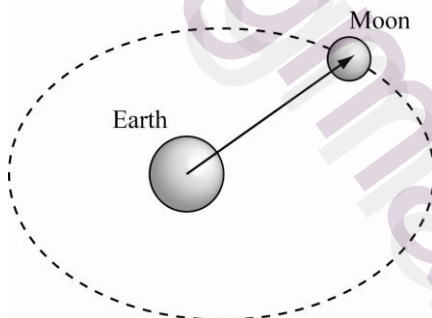
CALCULATE: $m_2 = 125.4 \text{ lbs} \left(\frac{0.4536 \text{ kg}}{\text{lb}} \right) = 56.88144 \text{ kg}$

ROUND: The given quantity and conversion factor contain four significant figures, so the result must be rounded to 56.88 kg.

DOUBLE-CHECK: The SI units of mass are kg, so the units are correct.

1.49. **THINK:** The orbital distance from the center of the Moon to the center of the Earth ranges from 356,000 km to 407,000 km. Recall the conversion factor $1 \text{ mile} = 1.609344 \text{ kilometer}$.

SKETCH:



RESEARCH: Let d_1 be a distance in kilometers, and d_2 the equivalent distance in miles. The formula to convert from kilometers to miles is $d_2 = d_1 / 1.609344$.

SIMPLIFY: It is not necessary to simplify.

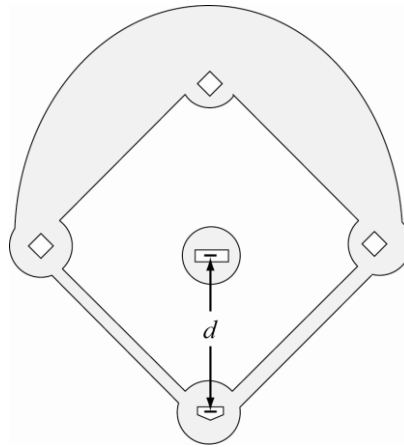
CALCULATE: $356,000 \text{ km} \left(\frac{1 \text{ mile}}{1.609344 \text{ km}} \right) = 221208.144 \text{ miles}$
 $407,000 \text{ km} \left(\frac{1 \text{ mile}}{1.609344 \text{ km}} \right) = 252898.0752 \text{ miles}$

ROUND: The given quantities have three significant figures, so the calculated values must be rounded to 221,000 miles and 253,000 miles respectively.

DOUBLE-CHECK: A kilometer is roughly 2/3 of a mile, and the answers are roughly 2/3 of the given values, so the conversions appear correct.

- 1.50. **THINK:** It is a distance $d = 60$ feet, 6 inches from the pitcher's mound to home plate. Recall the conversion factors: 1 foot = 12 inches, 1 inch = 2.54 cm, 100 cm = 1 m.

SKETCH:



RESEARCH: If the distance is x in meters and y in feet, then using the conversion factor c , $x = cy$.

$$c = 1 \text{ foot} \left(\frac{12 \text{ inches}}{1 \text{ foot}} \right) \left(\frac{2.54 \text{ cm}}{1 \text{ inch}} \right) \left(\frac{1 \text{ m}}{100 \text{ cm}} \right) / \text{foot}$$

SIMPLIFY: $c = 0.3048 \text{ meters/foot}$

CALCULATE: 60 feet plus 6 inches = 60.5 feet. Then, converting 60.5 feet to meters:

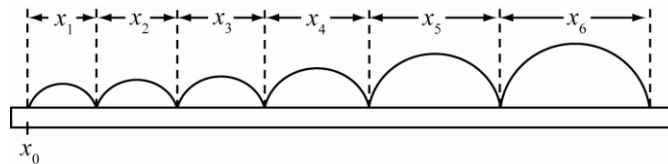
$$d = 60.5 \text{ ft} \left(\frac{0.3048 \text{ m}}{1 \text{ ft}} \right) = 18.440 \text{ m.}$$

ROUND: Rounding to three significant figures, the distance is 18.4 m.

DOUBLE-CHECK: The answer is a reasonable distance for a pitcher to throw the ball.

- 1.51. **THINK:** The given quantities, written in scientific notation and in units of meters, are: the starting position, $x_0 = 7 \cdot 10^{-3} \text{ m}$ and the lengths of the flea's successive hops, $x_1 = 3.2 \cdot 10^{-2} \text{ m}$, $x_2 = 6.5 \cdot 10^{-2} \text{ m}$, $x_3 = 8.3 \cdot 10^{-2} \text{ m}$, $x_4 = 10.0 \cdot 10^{-2} \text{ m}$, $x_5 = 11.5 \cdot 10^{-2} \text{ m}$ and $x_6 = 15.5 \cdot 10^{-2} \text{ m}$. The flea makes six jumps in total.

SKETCH:



RESEARCH: The total distance jumped is $x_{\text{total}} = \sum_{n=1}^6 x_n$. The average distance covered in a single hop is:

$$x_{\text{avg}} = \frac{1}{6} \sum_{n=1}^6 x_n.$$

SIMPLIFY: $x_{\text{total}} = x_1 + x_2 + x_3 + x_4 + x_5 + x_6$, $x_{\text{avg}} = \frac{x_{\text{total}}}{6}$

CALCULATE: $x_{\text{total}} = (3.2 \text{ m} + 6.5 \text{ m} + 8.3 \text{ m} + 10.0 \text{ m} + 11.5 \text{ m} + 15.5 \text{ m}) \cdot 10^{-2} = 55.0 \cdot 10^{-2} \text{ m}$

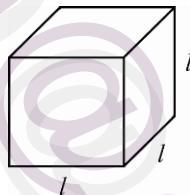
$$x_{\text{avg}} = \frac{55.0 \cdot 10^{-2} \text{ m}}{6} = 9.16666 \cdot 10^{-2} \text{ m}$$

ROUND: Each of the hopping distances is measured to 1 mm precision. Therefore the total distance should also only be quoted to 1 mm precision: $x_{\text{total}} = 55.0 \cdot 10^{-2} \text{ m}$. Rounding the average distance to the right number of significant digits, however, requires a few more words. As a general rule of thumb the average distance should be quoted to the same precision as the least precision of the individual distances, if there are only a few measurements contributing to the average. This is the case here, and so we state $x_{\text{avg}} = 9.17 \cdot 10^{-2} \text{ m}$. However, suppose we had 10,000 measurements contributing to an average. Surely we could then specify the average to a higher precision. The rule of thumb is that we can add one additional significant digit for every order of magnitude of the number of independent measurements contributing to an average. You see that the answer to this problem is yet another indication that specifying the correct number of significant figures can be complicated and sometimes outright tricky!

DOUBLE-CHECK: The flea made 6 hops, ranging from $3.2 \cdot 10^{-2} \text{ m}$ to $15.5 \cdot 10^{-2} \text{ m}$, so the total distance covered is reasonable. The average distance per hop falls in the range between $3.2 \cdot 10^{-2} \text{ m}$ and $1.55 \cdot 10^{-1} \text{ m}$, which is what is expected.

1.52. **THINK:** The question says that 1 cm^3 of water has a mass of 1 g, that $1 \text{ mL} = 1 \text{ cm}^3$, and that 1 metric ton is 1000 kg.

SKETCH:



RESEARCH: For the first part of the question, use the conversion equation:

$$1 \text{ L} = 1 \text{ L} \left(\frac{1000 \text{ mL}}{1 \text{ L}} \right) \left(\frac{1 \text{ cm}^3}{1 \text{ mL}} \right) \left(\frac{1 \text{ g}}{1 \text{ cm}^3} \right) \left(\frac{1 \text{ kg}}{1000 \text{ g}} \right).$$

For the second part of the question, use:

$$1 \text{ metric ton} = 1 \text{ metric ton} \left(\frac{1000 \text{ kg}}{1 \text{ metric ton}} \right) \left(\frac{1000 \text{ g}}{1 \text{ kg}} \right) \left(\frac{1 \text{ cm}^3}{1 \text{ g}} \right).$$

For the last part, recall that the volume of a cube is $V = l^3$.

SIMPLIFY: Re-arranging the formula for the volume of the cubical tank to solve for the length gives $l = \sqrt[3]{V_c}$.

$$\text{CALCULATE: } 1 \text{ L} = 1 \text{ L} \left(\frac{1000 \text{ mL}}{1 \text{ L}} \right) \left(\frac{1 \text{ cm}^3}{1 \text{ mL}} \right) \left(\frac{1 \text{ g}}{1 \text{ cm}^3} \right) \left(\frac{1 \text{ kg}}{1000 \text{ g}} \right) = 1 \text{ kg}$$

$$1 \text{ metric ton} = 1 \text{ metric ton} \left(\frac{1000 \text{ kg}}{1 \text{ metric ton}} \right) \left(\frac{1000 \text{ g}}{1 \text{ kg}} \right) \left(\frac{1 \text{ cm}^3}{1 \text{ g}} \right) = 1000000 \text{ cm}^3$$

$$l = \sqrt[3]{1,000,000} = 100 \text{ cm} = 1 \text{ m}$$

ROUND: No rounding is necessary.

DOUBLE-CHECK: In each calculation the units work out correctly, so the answers are reasonable.

- 1.53. **THINK:** The given quantity is the speed limit, which is 45 miles per hour. The question asks for the speed limit in millifurlongs per microfortnight. The conversions 1 furlong = 1/8 mile, and 1 fortnight = 2 weeks are given in the question.

SKETCH: A sketch is not needed.

RESEARCH:

$$\frac{1 \text{ mile}}{1 \text{ hour}} = \frac{1 \text{ mile}}{1 \text{ hour}} \left(\frac{8 \text{ furlongs}}{1 \text{ mile}} \right) \left(\frac{10^3 \text{ millifurlongs}}{1 \text{ furlong}} \right) \left(\frac{24 \text{ hours}}{1 \text{ day}} \right) \left(\frac{14 \text{ days}}{1 \text{ fortnight}} \right) \left(\frac{1 \text{ fortnight}}{10^6 \text{ microfortnights}} \right)$$

SIMPLIFY: $\frac{1 \text{ mile}}{1 \text{ hour}} = 2.688 \frac{\text{millifurlongs}}{\text{microfortnight}}$

CALCULATE: $\frac{45 \text{ miles}}{\text{hour}} = 45 \left(2.688 \frac{\text{millifurlongs}}{\text{microfortnight}} \right) = 120.96 \frac{\text{millifurlongs}}{\text{microfortnight}}$

ROUND: Because the given quantity contains two significant figures, the result must be rounded to remain consistent. A speed of 45 miles per hour is equivalent to a speed of 120 millifurlongs/microfortnight.

DOUBLE-CHECK: The conversion factor works out to be roughly 3 millifurlongs per microfortnight to each mile per hour, so the answer is reasonable.

- 1.54. **THINK:** The density of water is $\rho = 1000. \text{ kg/m}^3$. Determine if a pint of water weighs a pound. Remember that 1.00 kg = 2.21 lbs and 1.00 fluid ounce = 29.6 mL.

SKETCH: A sketch is not needed.

RESEARCH: 1 pint = 16 fluid ounces, mass = density · volume

SIMPLIFY: $1 \text{ pint} = 1 \text{ pint} \left(\frac{16 \text{ fl. oz}}{1 \text{ pint}} \right) \left(\frac{29.6 \text{ mL}}{1.00 \text{ fl. oz}} \right) \left(\frac{1 \text{ cm}^3}{1 \text{ mL}} \right) \left(\frac{1 \text{ m}^3}{(100)^3 \text{ cm}^3} \right) = 4.736 \cdot 10^{-4} \text{ m}^3$

CALCULATE: $m = (1000. \text{ kg/m}^3)(4.736 \cdot 10^{-4} \text{ m}^3) = 0.4736 \text{ kg}$


In pounds m is equal to $0.4736 \text{ kg} \left(\frac{2.21 \text{ lbs}}{1.00 \text{ kg}} \right) = 1.046656 \text{ lbs}$.

ROUND: Rounding to three significant figures, the weight is 1.05 lbs.

DOUBLE-CHECK: A pint is still a common measure for beverages, such as beer. A beer is relatively light and mainly comprised of water, so the answer is reasonable.

- 1.55. **THINK:** The radius of a planet, r_p , is 8.7 times greater than the Earth's radius, r_E . Determine how many times bigger the surface area of the planet is compared to the Earth's. Assume the planets are perfect spheres.

SKETCH:



RESEARCH: The surface area of a sphere is $A = 4\pi r^2$, so $A_E = 4\pi r_E^2$, and $A_p = 4\pi r_p^2$, and $r_p = 8.7r_E$.

SIMPLIFY: $A_p = 4\pi(8.7r_E)^2$

CALCULATE: $A_p = (75.69)4\pi r_E^2$, and $A_E = 4\pi r_E^2$. By comparison, $A_p = 75.69A_E$.

Contact me in order to access whole complete document


Bauer/Westfall: *University Physics, 2E*

ROUND: Rounding to two significant figures, the surface area of the planet is 76 times the surface area of Earth.

DOUBLE-CHECK: Since the area is proportional to the radius squared, it is expected that the surface area of the planet will be much larger than the surface area of the Earth, since its radius is 8.7 times Earth's radius.

1.56. **THINK:** The radius of the planet r_p is 5.8 times larger than the Earth's radius r_E . Assume the planets are perfect spheres.

SKETCH:



RESEARCH: The volume of a sphere is given by $V = (4/3)\pi r^3$. The volume of the planet is $V_p = (4/3)\pi r_p^3$. The volume of the Earth is $V_E = (4/3)\pi r_E^3$. $r_p = 5.8r_E$.

SIMPLIFY: $V_p = (4/3)\pi(5.8r_E)^3$

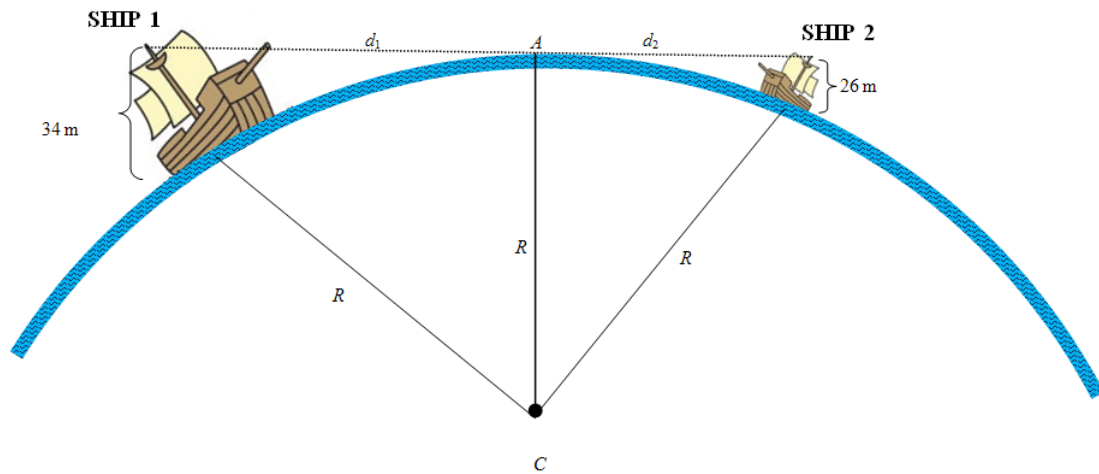
CALCULATE: $V_p = (4/3)\pi(5.8r_E)^3 = 195.112r_E^3(4/3)\pi$. Recall, $V_E = (4/3)\pi r_E^3$. Comparing the expressions, $V_p = 195.112V_E$.

ROUND: To two significant figures, so $V_p = 2.0 \cdot 10^2 V_E$.

DOUBLE-CHECK: The volume of the planet is about 200 times the volume of the Earth. The volume of a sphere is proportional to the radius cubed, it is reasonable to get a much larger volume for the planet compared to the Earth's volume.

1.57. **THINK:** It is necessary to take the height of both masts and the curvature of the Earth into account when calculating the distance at which they can see one another. If the ships are at the maximum distance at which the sailors can see one another, then the line between the first sailor and the second sailor will be tangent to the surface of the earth.

SKETCH: Since it is necessary to take the curvature of the earth into account when solving this problem, the sketch will not be to scale. The radius of the Earth is labeled R and the center of the earth is labeled C . The farthest point on the horizon that can be seen by both sailors, which is also the point at which the line of sight between them is tangent to the Earth, is labeled A . The distance from the first sailor to point A is d_1 and the distance from the second sailor to point A is d_2 .



RESEARCH: Because the line of sight between the sailors is tangent to the earth, it is perpendicular to the radius of the earth at point A. This means that the triangle formed by the first sailor, point A, and the center of the earth (point C) is a right triangle. The second sailor, point A, and point C also form a right triangle. Examining the figure, we can use the Pythagorean Theorem to find equations relating d_1 and d_2 to R : $R^2 + d_1^2 = (R + 34)^2$ and $R^2 + d_2^2 = (R + 26)^2$. The total distance will be the sum $d_1 + d_2$.

SIMPLIFY: First find expressions for the distances d_1 and d_2 and then use those to find the sum. The equation for d_1 gives:

$$\begin{aligned} R^2 + d_1^2 - R^2 &= (R + 34)^2 - R^2 \Rightarrow \\ d_1^2 &= (R^2 + 2 \cdot 34R + 34^2) - R^2 \Rightarrow \\ d_1 &= \sqrt{2 \cdot 34R + 34^2} \end{aligned}$$

Similar calculations are used to find d_2 :

$$\begin{aligned} R^2 + d_2^2 - R^2 &= (R + 26)^2 - R^2 \Rightarrow \\ d_2^2 &= (R^2 + 2 \cdot 26R + 26^2) - R^2 \Rightarrow \\ d_2 &= \sqrt{2 \cdot 26R + 26^2} \end{aligned}$$

Combine to get an expression for the total distance between the ships:
 $d_1 + d_2 = \sqrt{2 \cdot 34R + 34^2} + \sqrt{2 \cdot 26R + 26^2}$.

CALCULATE: The radius of the earth is given in Solved Problem 1.2 as 6.37×10^6 m. Using this gives a final answer of:

$$\begin{aligned} d_1 + d_2 &= \sqrt{2 \cdot 34 \text{ m} \cdot (6.37 \times 10^6 \text{ m}) + (34 \text{ m})^2} + \sqrt{2 \cdot 26 \text{ m} \cdot (6.37 \times 10^6 \text{ m}) + (26 \text{ m})^2} \\ &= 39,012.54259 \text{ m.} \end{aligned}$$

ROUND: The radius of the earth used in this problem is known to three significant figures. However, the heights of the masts of the two ships are given to two significant figures. So, the final answer should have two significant figures: 3.9×10^4 m.

DOUBLE-CHECK: The maximum distance between the ships is a distance, so the units of meters seem correct. The calculated maximum distance at which the two sailors can see one another is 39 km. Calculating

$$d_1 = \sqrt{2 \cdot 26 \text{ m} \cdot (6.37 \times 10^6 \text{ m}) + (26 \text{ m})^2} = 21 \text{ km}$$

and

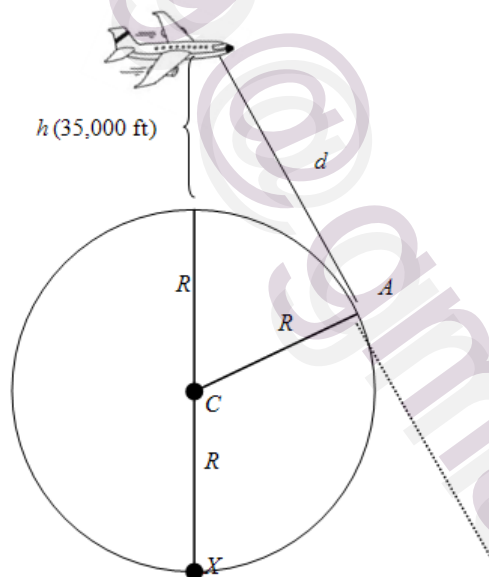
$$d_2 = \sqrt{2 \cdot 26 \text{ m} \cdot (6.37 \times 10^6 \text{ m}) + (26 \text{ m})^2} = 18 \text{ km}$$

confirms that the sailor from ship 1, sitting at the top of a slightly taller mast, can see about 3 km further than his companion. These distances seem reasonable: an average person looking out over the ocean sees about 4.7 km, and the view from 413 m atop the Willis Tower was calculated to be 72.5 km. Since the masts are significantly taller than a person but much shorter than the height of the Willis Tower, the final answer of 39 km seems reasonable.

An alternate way to calculate this would have been to use the secant-tangent theorem, which states that the square of the distance from the sailor to the horizon equals the product the height of the mast times the sum of the height of the mast and the diameter of the earth: $(d_1)^2 = (2R + 34) \cdot 34$ and $(d_2)^2 = (2R + 26) \cdot 26$. Using this formula confirms the answer:

$$\begin{aligned} d_1 + d_2 &= \sqrt{(2R + 34) \cdot 34} + \sqrt{(2R + 26) \cdot 26} \\ &= \sqrt{2(6.37 \times 10^6 \text{ m}) + 34 \text{ m}} \cdot 34 \text{ m} + \sqrt{2(6.37 \times 10^6 \text{ m}) + 26 \text{ m}} \cdot 26 \text{ m} \\ &= 39 \text{ km} \end{aligned}$$

- 1.58. **THINK:** The altitude of the jet liner is given in feet, so it will be necessary to convert to meters before calculating the answer. The horizon is the furthest point that can be seen in perfect weather conditions. Since we don't know where and when the plane is flying, we will approximate the Earth as a perfect sphere. **SKETCH:** Since the radius of the earth is important here, the sketch will not be to scale. Point A is a furthest point on the horizon that can be seen from the plane, and C marks the center of the Earth, and R indicates the radius of the Earth. Point X is on the surface of the Earth directly opposite from where the plane is flying.



RESEARCH: The line of sight from the plane to the furthest point on the horizon (point A) is tangential to the Earth at point A. So, it must be perpendicular to the radius of the Earth at point A. This means that the plane, point A, and point C form a right triangle. The Pythagorean Theorem states that $d^2 + R^2 = (R + h)^2$. To find the distance d , it is necessary to use consistent units. Since the radius of the Earth (R) is given in meters, it is easiest to convert the height h from feet to meters using the fact that 1 m = 3.281 ft.

SIMPLIFY: First convert the height of the plane from feet to meters, multiplying h by $\frac{1 \text{ m}}{3.281 \text{ ft}}$. Then, solve the expression $d^2 + R^2 = (R+h)^2$ for d , the distance we want to find:

$$\begin{aligned}d^2 + R^2 - R^2 &= (R+h)^2 - R^2 \Rightarrow \\d^2 &= (R^2 + 2Rh + h^2) - R^2 \Rightarrow \\d &= \sqrt{2Rh + h^2}\end{aligned}$$

CALCULATE: The radius of the Earth $R = 6.37 \cdot 10^6 \text{ m}$ and the plane is flying $h = 35,000 \text{ ft} \cdot \frac{1 \text{ m}}{3.281 \text{ ft}}$ above the ground. Using these numbers, the distance to the horizon is

$$d = \sqrt{2\left(6.37 \times 10^6 \text{ m}\right)\left(35,000 \text{ ft} \frac{1 \text{ m}}{3.281 \text{ ft}}\right) + \left(35,000 \text{ ft} \frac{1 \text{ m}}{3.281 \text{ ft}}\right)^2} = 368,805.4813 \text{ m}.$$

ROUND: Though it is ambiguous, the height of the jetliner above the ground is known to at least two significant figures. The radius of the Earth is known to three significant figures and the conversion from feet to meters uses four significant figures. So, the answer is known to two significant digits. This gives a final distance of $3.7 \cdot 10^5 \text{ m}$ or 370 km .

DOUBLE-CHECK: The answer is given in units of meters or kilometers. Since the distance to the horizon is a length, the units are correct. 370 km is the approximate distance between Los Angeles and Las Vegas. Indeed, in an airplane at cruising altitude, it is just possible to see the Los Angeles coast as you fly over Las Vegas, so this answer seems reasonable. It is also possible to check the answer by working backwards. The secant-tangent theorem states that the square of the distance d equals the product of the height of the plane over the Earth h and the distance from the jetliner to point X on the other side of the Earth. Use this to find the height of the plane in terms of the distance to the horizon and the radius of the earth:

$$\begin{aligned}d^2 &= h(h+2R) = h^2 + 2Rh \Rightarrow \\0 &= h^2 + 2Rh - d^2 \Rightarrow \\h &= \frac{-2R \pm \sqrt{(2R)^2 + 4d^2}}{2} = -R \pm \sqrt{R^2 + d^2} \\&= -(6.37 \times 10^6 \text{ m}) + \sqrt{(6.37 \times 10^6 \text{ m})^2 + (3.7 \times 10^5 \text{ m})^2} \\&= 10736.63 \text{ m}\end{aligned}$$

Converting this back to feet and rounding to 2 significant figures gives confirmation that the answer was correct: $10736.63459 \text{ m} \cdot \frac{3.281 \text{ ft}}{1 \text{ m}} = 35,000 \text{ ft}$.

- 1.59. **THINK:** The given quantity is 1.56 barrels of oil. Calculate how many cubic inches are in 1.56 barrels. 1 barrel of oil = 42 gallons = (42 gal)(231 cu. in./gal) = 9702 cubic inches.

SKETCH: A sketch is not needed.

RESEARCH: If a volume V_1 is given in barrels then the equivalent volume V_2 in cubic inches is given by the formula $V_2 = V_1 \frac{9702 \text{ cu. in.}}{1 \text{ barrel}}$

SIMPLIFY: Not applicable.

CALCULATE: $1.56 \text{ barrels} \left(\frac{9702 \text{ cu. in.}}{1 \text{ barrel}}\right) = 15135.12 \text{ cu. in.}$

ROUND: The value given in the question has three significant figures, so the final answer is that 1.56 barrels is equivalent to $1.51 \cdot 10^4$ cubic inches.

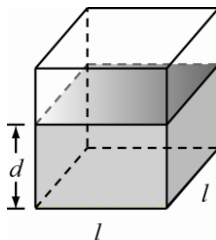
Contact me in order to access whole complete document

Bauer/Westfall: *University Physics, 2E*

DOUBLE-CHECK: Barrels are not commonly used units. However, since the proper conversion factor of 9702 cubic inches per barrel was used, the answer is accurate.

- 1.60. **THINK:** The car's gas tank has the shape of a rectangular box with a square base whose sides measure $l = 62$ cm. The tank has only 1.5 L remaining. The question asks for the depth, d of the gas remaining in the tank. The car is on level ground, so that d is constant.

SKETCH:



RESEARCH: $A_{\text{tank}} = l^2$. The volume of gas remaining is $V_{\text{gas}} = A_{\text{tank}} \times d$. Convert the volume 1.5 L to 1500 cm^3 by using $1 \text{ mL} = 1 \text{ cm}^3$.

SIMPLIFY: $d = V_{\text{gas}} / A_{\text{tank}}$, but $A_{\text{tank}} = l^2$, so substitute this into the expression for d : $d = V_{\text{gas}} / l^2$.

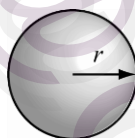
CALCULATE: $d = \frac{1500 \text{ cm}^3}{(62 \text{ cm})^2} = 0.390218 \text{ cm}$

ROUND: To two significant figures $d = 0.39 \text{ cm}$.

DOUBLE-CHECK: The car's gas tank will hold 52 L but only has 1.5 L remaining. The sides of the gas tank are 62 cm and because the gas tank is almost empty, there should be a small depth of gas in the bottom of the tank, so the answer is reasonable.

- 1.61. **THINK:** The formula for the volume of a sphere is given by $V_{\text{sphere}} = (4/3)\pi r^3$. The formula for density is given by $\rho = m/V$. Refer to Appendix B in the text book and express the answers in SI units using scientific notation.

SKETCH:



RESEARCH: The radius of the Sun is $r_s = 6.96 \cdot 10^8 \text{ m}$, the mass of the Sun is $m_s = 1.99 \cdot 10^{30} \text{ kg}$, the radius of the Earth is $r_E = 6.37 \cdot 10^6 \text{ m}$, and the mass of the Earth is $m_E = 5.98 \cdot 10^{24} \text{ kg}$.

SIMPLIFY: Not applicable.

CALCULATE:

(a) $V_s = \frac{4}{3}\pi r_s^3 = \frac{4}{3}\pi(6.96 \cdot 10^8)^3 = 1.412265 \cdot 10^{27} \text{ m}^3$

(b) $V_E = \frac{4}{3}\pi r_E^3 = \frac{4}{3}\pi(6.37 \cdot 10^6)^3 = 1.082696 \cdot 10^{21} \text{ m}^3$

(c) $\rho_s = \frac{m_s}{V_s} = \frac{1.99 \cdot 10^{30}}{1.412265 \cdot 10^{27}} = 1.40908 \cdot 10^3 \text{ kg/m}^3$

(d) $\rho_E = \frac{m_E}{V_E} = \frac{5.98 \cdot 10^{24}}{1.082696 \cdot 10^{21}} = 5.523249 \cdot 10^3 \text{ kg/m}^3$

ROUND: The given values have three significant figures, so the calculated values should be rounded as:

(a) $V_s = 1.41 \cdot 10^{27} \text{ m}^3$

(b) $V_E = 1.08 \cdot 10^{21} \text{ m}^3$

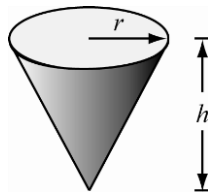
(c) $\rho_S = 1.41 \cdot 10^3 \text{ kg/m}^3$

(d) $\rho_E = 5.52 \cdot 10^3 \text{ kg/m}^3$

DOUBLE-CHECK: The radius of the Sun is two orders of magnitude larger than the radius of the Earth. Because the volume of a sphere is proportional to the radius cubed, the volume of the Sun should be $(10^2)^3$ or 10^6 larger than the volume of the Earth, so the calculated volumes are reasonable. Because density depends on mass and volume, and the Sun is roughly 10^6 times larger and more massive than the Earth, it is not surprising that the density of the Sun is on the same order of magnitude as the density of the Earth (e.g. $10^6 / 10^6 = 1$). Earth is primarily solid, but the Sun is gaseous, therefore it is reasonable that the Earth is denser than the Sun.

- 1.62. **THINK:** The tank is in the shape of an inverted cone with height $h = 2.5 \text{ m}$ and radius $r = 0.75 \text{ m}$. Water is poured into the tank at a rate of $w = 15 \text{ L/s}$. Calculate how long it will take to fill the tank. Recall the conversion $1 \text{ L} = 1000 \text{ cm}^3$.

SKETCH:



RESEARCH: The volume of a cone is $V_{\text{cone}} = \frac{1}{3} \pi r^2 h$. The rate water enters the cone is $w = \frac{V_{\text{water}}}{t}$ where t is time. When the cone is full, $V_{\text{cone}} = V_{\text{water}}$, therefore $\frac{1}{3} \pi r^2 h = wt$.

SIMPLIFY: $t = \frac{\pi r^2 h}{3w}$

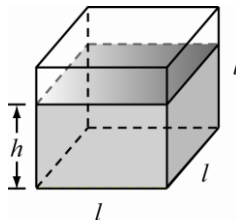
CALCULATE: $t = \frac{\pi(75 \text{ cm})^2(250 \text{ cm})}{3 \left(\frac{15000 \text{ cm}^3}{\text{s}} \right)} = 98.1748 \text{ s}$

ROUND: To two significant figures, $t = 98 \text{ s}$.

DOUBLE-CHECK: The calculation resulted in the correct units, so the answer is reasonable.

- 1.63. **THINK:** The rate of water flow is 15 L/s , the tank is cubical, and the top surface of the water rises by 1.5 cm/s . Let h be the height of the water in the tank.

SKETCH:



RESEARCH: The change in the volume of the water, ΔV_{water} , is $15 \text{ L/s} = 15000 \text{ cm}^3/\text{s}$. The change in the height of the water is $\Delta h = 1.5 \text{ cm/s}$. An equation to find the side length of the tank is $\Delta V_{\text{water}} = l^2 \Delta h$.

SIMPLIFY: $l = \sqrt{\frac{\Delta V_{\text{water}}}{\Delta h}}$

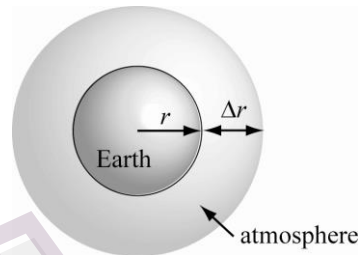
CALCULATE: $l = \sqrt{\left(\frac{15000 \text{ cm}^3 / \text{s}}{1.5 \text{ cm/s}}\right)} = 100. \text{ cm}$

ROUND: $l = 1.0 \cdot 10^2 \text{ cm}$

DOUBLE-CHECK: The flow rate of 15 L/s is quite fast, but the level of the water is rising by only 1.5 cm/s, so it is reasonable that the tank is relatively large.

- 1.64. **THINK:** The atmosphere has an effective weight of 15 pounds per square inch. By computing the surface area of the Earth, it will be easy to compute the mass of the atmosphere. Then, since the atmosphere is assumed to have a uniform density of 1.275 kg/m^3 , the mass can be converted to a volume. The volume of the atmosphere is the difference of two spheres, whose radii are the radius of the Earth, r_E , and the radius of the Earth plus the thickness of the atmosphere, Δr . The result will be a cubic equation with one real root which can be approximated to give the thickness of the atmosphere.

SKETCH:



RESEARCH: Recall the conversions $1 \text{ inch} = 0.0254 \text{ m}$ and $1 \text{ kg} = 2.205 \text{ lbs}$. The radius of the Earth is about 6378 km. The surface area of the Earth is $A_E = 4\pi r_E^2$. The mass of the atmosphere is $m_A = A_E (15 \text{ lb/sq in})$. The volume of the atmosphere can be computed using the ratio $V_A = m_A / \rho_A$, where ρ_A is the density of the atmosphere. This volume is the difference of the two spheres, as shown in the sketch. The volume of the Earth (without its atmosphere) is $V_E = (4/3)\pi r_E^3$, and the volume of the Earth and atmosphere is $V_{EA} = (4/3)\pi (r_E + \Delta r)^3$. A second method of computing the volume of the atmosphere is $V_A = V_{EA} - V_E$. Set the two values of V_A equal and solve for r .

SIMPLIFY: The first expression for the volume of the atmosphere is

$$V_A = \frac{m_A}{\rho_A} = \frac{4\pi r_E^2}{\rho_A} \left(\frac{15 \text{ lb}}{1 \text{ square inch}} \right).$$

The second expression is $V_A = (4\pi/3)((r_E + \Delta r)^3 - r_E^3)$. Setting these expressions equal to each other gives an equation to solve for Δr .

CALCULATE: $r_E = 6378 \text{ km} \left(\frac{1000 \text{ m}}{1 \text{ km}} \right) \left(\frac{1 \text{ in}}{0.0254 \text{ m}} \right) = 2.511 \cdot 10^8 \text{ in}$

$$\rho_A = 1.275 \frac{\text{kg}}{\text{m}^3} \left(\frac{0.0254 \text{ m}}{1 \text{ in}} \right)^3 = 2.089 \cdot 10^{-5} \frac{\text{kg}}{\text{in}^3}$$

Substituting into the first equation for V_A gives:

$$V_A = \frac{4\pi (2.511 \cdot 10^8 \text{ in})^2}{2.089 \cdot 10^{-5} \text{ kg/in}^3} \left(\frac{15 \text{ lb}}{1 \text{ square inch}} \right) \left(\frac{1 \text{ kg}}{2.205 \text{ lb}} \right) = 2.580 \cdot 10^{23} \text{ in}^3.$$

The second equation for V_A becomes:

$$V_A = \frac{4\pi}{3} \left((2.511 \cdot 10^8 \text{ in} + \Delta r)^3 - (2.511 \cdot 10^8 \text{ in})^3 \right) = 4.1888\Delta r^3 + (3.155 \cdot 10^9)\Delta r^2 + (7.923 \cdot 10^{17})\Delta r.$$

Setting the two equations for V_A equal results in the equation:

$$4.1888\Delta r^3 + (3.155 \cdot 10^9)\Delta r^2 + (7.923 \cdot 10^{17})\Delta r = 2.580 \cdot 10^{23},$$

a cubic equation in Δr . This equation can be solved by a number of methods. A graphical estimate is sufficient. It has one real root, and that is at approximately

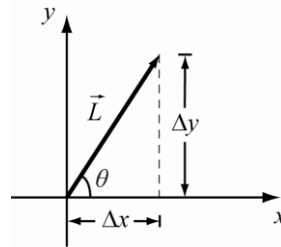
$$\Delta r = 325300 \text{ in} = 325300 \text{ in} \frac{0.0254 \text{ m}}{1 \text{ in}} = 8263 \text{ m}.$$

ROUND: The least precise value given in the question had two significant figures, so the answer should be rounded to 8300 m.

DOUBLE-CHECK: The result has units of distance, which is what is expected. What may not be expected is that our result is not as big as the height of the tallest mountain on Earth, Mt. Everest, which has a height of 8.8 km. We can obtain a simple approximation of our result by realizing that our calculated value for Δr is small compared to the radius of Earth. This means that the surface of a sphere with radius $R_E + \Delta r$ and one with radius R_E are not very different, allowing us to write an approximation to our result as $\Delta r \approx V_A / (4\pi r_E^2) = (2.580 \cdot 10^{23} \text{ inch}^3) / (4\pi (2.511 \cdot 10^8 \text{ inch})^2) = 3.256 \cdot 10^5 \text{ inch} = 8.3 \text{ km}$.

1.65. **THINK:** Let \vec{L} be the position vector. Then $|\vec{L}| = 40.0 \text{ m}$ and $\theta = 57.0^\circ$ (above x -axis).

SKETCH:



RESEARCH: From trigonometry, $\sin\theta = \Delta y / |\vec{L}|$ and $\cos\theta = \Delta x / |\vec{L}|$. The length of the vector \vec{L} is given by the formula $|\vec{L}| = \sqrt{\Delta x^2 + \Delta y^2}$.

SIMPLIFY: $\Delta x = |\vec{L}|\cos\theta$, $\Delta y = |\vec{L}|\sin\theta$

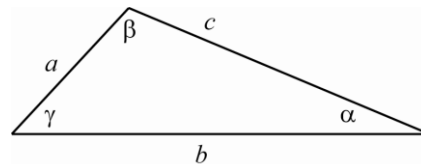
CALCULATE: $\Delta x = (40.0 \text{ m})\cos(57.0^\circ) = 21.786 \text{ m}$, $\Delta y = (40.0 \text{ m})\sin(57.0^\circ) = 33.547 \text{ m}$

ROUND: $\Delta x = 21.8 \text{ m}$ and $\Delta y = 33.5 \text{ m}$.

DOUBLE-CHECK: $|\vec{L}| = \sqrt{\Delta x^2 + \Delta y^2} = \sqrt{(21.8 \text{ m})^2 + (33.5 \text{ m})^2} \approx 40.0 \text{ m}$, to three significant figures.

1.66. **THINK:** $a = 6.6 \text{ cm}$, $b = 13.7 \text{ cm}$, and $c = 9.2 \text{ cm}$ are the given quantities.

SKETCH:



RESEARCH: Law of cosines: $c^2 = a^2 + b^2 - 2ab\cos\gamma$

Contact me in order to access whole complete document

Bauer/Westfall: *University Physics, 2E*

SIMPLIFY: $c^2 = a^2 + b^2 - 2ab\cos\gamma$

$$2ab\cos\gamma = a^2 + b^2 - c^2$$

$$\cos\gamma = \frac{a^2 + b^2 - c^2}{2ab}$$

$$\gamma = \cos^{-1}\left(\frac{a^2 + b^2 - c^2}{2ab}\right)$$

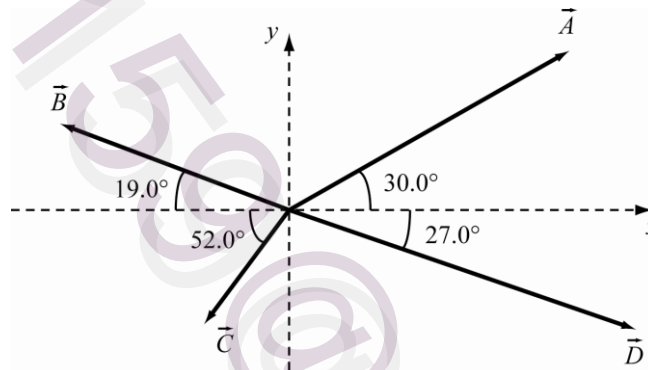
CALCULATE: $\gamma = \cos^{-1}\left[\frac{(6.6\text{ cm})^2 + (13.7\text{ cm})^2 - (9.2\text{ cm})^2}{2(6.6\text{ cm})(13.7\text{ cm})}\right] = 35.83399^\circ$

ROUND: $\gamma = 36^\circ$

DOUBLE-CHECK: The angle γ in the figure is less than 45° , so the answer is reasonable.

- 1.67. **THINK:** The lengths of the vectors are given as $|\vec{A}| = 75.0$, $|\vec{B}| = 60.0$, $|\vec{C}| = 25.0$ and $|\vec{D}| = 90.0$. The question asks for the vectors to be written in terms of unit vectors. Remember, when dealing with vectors, the x - and y -components must be treated separately.

SKETCH:



RESEARCH: The formula for a vector in terms of unit vectors is $\vec{V} = V_x\hat{x} + V_y\hat{y}$. Since

$$\sin\theta = \frac{\text{opposite}}{\text{hypotenuse}} \text{ and } \cos\theta = \frac{\text{adjacent}}{\text{hypotenuse}}, \quad \sin\theta = \frac{A_y}{|\vec{A}|} \text{ and } \cos\theta = \frac{A_x}{|\vec{A}|}.$$

$$\theta_A = 30.0^\circ, \quad \theta_B = 19.0^\circ = 161.0^\circ \text{ (with respect to the positive } x\text{-axis),}$$

$$\theta_C = 52.0^\circ = 232.0^\circ \text{ (with respect to the positive } x\text{-axis),}$$

$$\theta_D = 27.0^\circ = 333.0^\circ \text{ (with respect to the positive } x\text{-axis).}$$

SIMPLIFY: $A_x = |\vec{A}|\cos\theta_A$, $A_y = |\vec{A}|\sin\theta_A$, $B_x = |\vec{B}|\cos\theta_B$, $B_y = |\vec{B}|\sin\theta_B$, $C_x = |\vec{C}|\cos\theta_C$, $C_y = |\vec{C}|\sin\theta_C$,

$$D_x = |\vec{D}|\cos\theta_D, \text{ and } D_y = |\vec{D}|\sin\theta_D.$$

CALCULATE: $A_x = 75.0\cos 30.0^\circ = 64.9519\hat{x}$, $A_y = 75.0\sin 30.0^\circ = 37.5\hat{y}$

$$B_x = 60.0\cos 161.0^\circ = -56.73\hat{x}, \quad B_y = 60.0\sin 161.0^\circ = 19.534\hat{y}$$

$$C_x = 25.0\cos 232.0^\circ = -15.3915\hat{x}, \quad C_y = 25.0\sin 232.0^\circ = -19.70027\hat{y}$$

$$D_x = 90.0\cos 333.0^\circ = 80.19058\hat{x}, \quad D_y = 90.0\sin 333.0^\circ = -40.859144\hat{y}$$

ROUND: The given values had three significant figures so the answers must be rounded to:

$$\vec{A} = 65.0\hat{x} + 37.5\hat{y}, \quad \vec{B} = -56.7\hat{x} + 19.5\hat{y}, \quad \vec{C} = -15.4\hat{x} - 19.7\hat{y}, \quad \vec{D} = 80.2\hat{x} - 40.9\hat{y}.$$

DOUBLE-CHECK: Comparing the calculated components to the figure provided shows that this answer is reasonable.

- 1.68. **THINK:** Use the components in Question 1.65 to find the sum of the vectors \vec{A} , \vec{B} , \vec{C} and \vec{D} . Also, calculate the magnitude and direction of $\vec{A} - \vec{B} + \vec{D}$. Remember, when dealing with vectors the x and y components must be treated separately. Treat the values given in the question as accurate to the nearest decimal, and hence as having two significant figures.

SKETCH: Not applicable.

RESEARCH:

(a) The resultant vector is $\vec{V} = \vec{A} + \vec{B} + \vec{C} + \vec{D}$.

(b) The magnitude of a vector is $|\vec{V}| = \sqrt{(V_x)^2 + (V_y)^2}$. The direction of the vector \vec{V} is

$$\theta_v = \tan^{-1}(V_y / V_x).$$

SIMPLIFY:

(a) $\vec{A} + \vec{B} + \vec{C} + \vec{D} = (A_x + B_x + C_x + D_x)\hat{x} + (A_y + B_y + C_y + D_y)\hat{y}$

(b) $|\vec{V}| = |\vec{A} - \vec{B} + \vec{D}| = \sqrt{(A_x - B_x + D_x)^2 + (A_y - B_y + D_y)^2}$

$$\theta_v = \tan^{-1}\left(\frac{A_y - B_y + D_y}{A_x - B_x + D_x}\right)$$

CALCULATE:

(a) $\vec{A} + \vec{B} + \vec{C} + \vec{D} = (65.0 - 56.7 - 15.4 + 80.2)\hat{x} + (37.5 + 19.5 - 19.7 - 40.9)\hat{y}$
 $= 73.1\hat{x} - 3.6\hat{y}$

(b) $|\vec{A} - \vec{B} + \vec{D}| = \sqrt{(65.0 - (-56.7) + 80.2)^2 + (37.5 - 19.7 - 40.9)^2} = 203.217$

$$\theta_v = \tan^{-1}\left[\frac{37.5 - 19.7 - 40.9}{65.0 - (-56.7) + 80.2}\right] = -6.5270^\circ$$

ROUND:

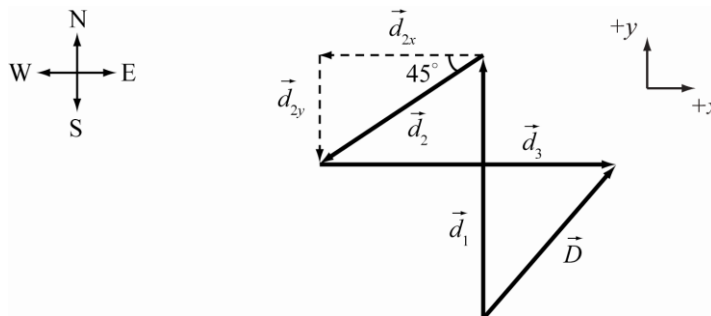
(a) Not necessary.

(b) The given magnitudes have three significant figures, so $|\vec{A} - \vec{B} + \vec{D}| = 203$, at -6.53° (below the x -axis).

DOUBLE-CHECK: The length of the resulting vector is less than the sum of the lengths of the component vectors. Since the vector points into the fourth quadrant, the angle made with the x -axis should be negative, as it is.

- 1.69. **THINK:** The problem involves adding vectors, therefore break the vectors up into their components and add the components. SW is exactly 45° south of W. $\vec{d}_1 = 4.47$ km N, $\vec{d}_2 = 2.49$ km SW, $\vec{d}_3 = 3.59$ km E.

SKETCH:



Contact me in order to access whole complete document

Bauer/Westfall: *University Physics, 2E*

RESEARCH: Use $\vec{D} = \vec{d}_1 + \vec{d}_2 + \vec{d}_3 = D_x \hat{x} + D_y \hat{y}$, and recall the formula for the length of \vec{D} : $|\vec{D}| = \sqrt{D_x^2 + D_y^2}$. Decompose each summand vector into components $\vec{d}_i = d_{ix} \hat{x} + d_{iy} \hat{y}$, with summand vectors: $\vec{d}_1 = d_1 \hat{y}$, $\vec{d}_2 = d_{2x} \hat{x} + d_{2y} \hat{y} = -d_2 \sin(45^\circ) \hat{x} - d_2 \cos(45^\circ) \hat{y}$, $\vec{d}_3 = d_3 \hat{x}$.

SIMPLIFY: Therefore, $\vec{D} = \vec{d}_1 + \vec{d}_2 + \vec{d}_3 = (d_3 - d_2 \sin(45^\circ)) \hat{x} + (d_1 - d_2 \cos(45^\circ)) \hat{y}$ and $|\vec{D}| = \sqrt{(d_3 - d_2 \sin(45^\circ))^2 + (d_1 - d_2 \cos(45^\circ))^2}$.

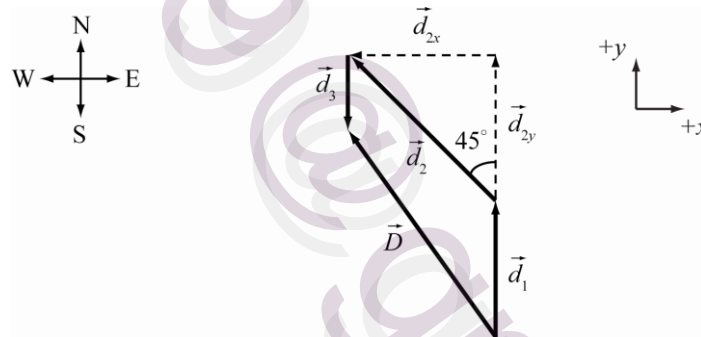
CALCULATE: $|\vec{D}| = \sqrt{(3.59 - 2.49 \cos(45^\circ))^2 + (4.47 - 2.49 \sin(45^\circ))^2} = 3.269 \text{ km}$

ROUND: $|\vec{D}| = 3.27 \text{ km}$

DOUBLE-CHECK: Given that all vectors are of the same order of magnitude, the distance from origin to final position is less than d_1 , as is evident from the sketch. This means that the calculated answer is reasonable.

- 1.70. **THINK:** The problem involves adding vectors, therefore break the vectors up into their components and add the components. NW is exactly 45° north of west. $\vec{d}_1 = 20$ paces N, $\vec{d}_2 = 30$ paces NW, $\vec{d}_3 = 10$ paces S. Paces are counted to the nearest integer, so treat the number of paces as being precise.

SKETCH:



RESEARCH; Use $\vec{D} = \vec{d}_1 + \vec{d}_2 + \vec{d}_3 = D_x \hat{x} + D_y \hat{y}$, and recall the formula for the length of \vec{D} : $|\vec{D}| = \sqrt{D_x^2 + D_y^2}$. Decompose each summand vector into components $\vec{d}_i = d_{ix} \hat{x} + d_{iy} \hat{y}$, with summand vectors: $\vec{d}_1 = d_1 \hat{y}$, $\vec{d}_2 = d_{2x} \hat{x} + d_{2y} \hat{y} = -d_2 \sin(45^\circ) \hat{x} - d_2 \cos(45^\circ) \hat{y}$, $\vec{d}_3 = -d_3 \hat{y}$

SIMPLIFY: $\vec{D} = \vec{d}_1 + \vec{d}_2 + \vec{d}_3 = -d_2 \sin(45^\circ) \hat{x} + (d_1 - d_3 + d_2 \cos(45^\circ)) \hat{y}$ and $|\vec{D}| = \sqrt{(-d_2 \sin(45^\circ))^2 + (d_1 - d_3 + d_2 \cos(45^\circ))^2}$.

CALCULATE: $|\vec{D}| = \sqrt{(-30 \sin(45^\circ))^2 + (20 - 10 + 30 \cos(45^\circ))^2} = 37.739 \text{ paces}$

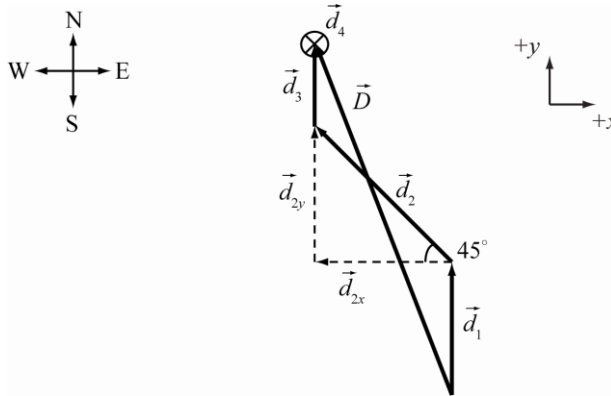
ROUND: 38 paces

DOUBLE-CHECK: Given that $d_1 > d_3$, the calculated answer makes sense since the distance D should be greater than d_2 .

- 1.71. **THINK:** The problem involves adding vectors, therefore break the vectors up into their components and add the components. NW is 45° north of west. $\vec{d}_1 = 20$ paces N, $\vec{d}_2 = 30$ paces NW, $\vec{d}_3 = 12$ paces N,

$\vec{d}_4 = 3$ paces into ground (\vec{d}_4 implies 3 dimensions). Paces are counted to the nearest integer, so treat the number of paces as being precise.

SKETCH:



RESEARCH: $\vec{D} = \vec{d}_1 + \vec{d}_2 + \vec{d}_3 + \vec{d}_4$, $\vec{d}_i = d_{ix}\hat{x} + d_{iy}\hat{y} + d_{iz}\hat{z}$, $|\vec{D}| = \sqrt{D_x^2 + D_y^2 + D_z^2}$, $\vec{d}_1 = d_1\hat{y}$,

$\vec{d}_2 = -d_{2x}\hat{x} + d_{2y}\hat{y} = -d_2 \cos(45^\circ)\hat{x} + d_2 \sin(45^\circ)\hat{y}$, $\vec{d}_3 = d_3\hat{y}$, and $\vec{d}_4 = -d_4\hat{z}$.

SIMPLIFY: $\vec{D} = \vec{d}_1 + \vec{d}_2 + \vec{d}_3 + \vec{d}_4 = -d_2 \cos(45^\circ)\hat{x} + (d_1 + d_3 + d_2 \sin(45^\circ))\hat{y} - d_4\hat{z}$ and

$|\vec{D}| = \sqrt{(-d_2 \cos(45^\circ))^2 + (d_1 + d_3 + d_2 \sin(45^\circ))^2 + (-d_4)^2}$.

CALCULATE: $\vec{D} = -30\frac{\sqrt{2}}{2}\hat{x} + \left(20 + 12 + 30\frac{\sqrt{2}}{2}\right)\hat{y} - 3\hat{z}$

$|\vec{D}| = \sqrt{(-21.213)^2 + (53.213)^2 + (-3)^2} = 57.36$ paces

ROUND: $\vec{D} = -15\sqrt{2}\hat{x} + (32 + 15\sqrt{2})\hat{y} - 3\hat{z}$ and round the number of paces to the nearest integer:

$|\vec{D}| = 57$ paces.

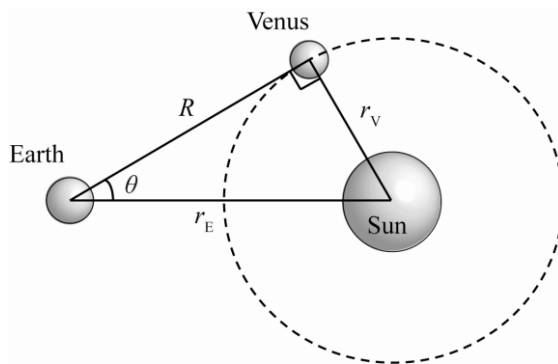
DOUBLE-CHECK: Distance should be less than the sum of the magnitudes of each vector, which is 65. Therefore, the calculated answer is reasonable.

- 1.72. **THINK:** Consider the Sun to be the centre of a circle with the distance from the Sun to Venus, as the radius. Earth is located a distance $r_E = 1.5 \cdot 10^{11}$ m from the Sun, so that the three bodies make a triangle and the vector from Earth to the Sun is at 0° . The vector pointing from Earth to Venus intersects Venus' orbit one or two times, depending on the angle Venus makes with the Earth. This angle is at a maximum when the vector intersects the orbit only once, while all other angles cause the vector to intersect twice. If the vector only intersects the circle once, then that vector is tangential to the circle and therefore is perpendicular to the radius vector of the orbit. This means the three bodies make a right triangle with r_E as the hypotenuse. Simple trigonometry can then be used to solve for the angle and distance.

SKETCH:

Contact me in order to access whole complete document

Bauer/Westfall: *University Physics, 2E*



RESEARCH: $r_E^2 = r_V^2 + R^2$, $r_E \sin \theta = r_V$

SIMPLIFY: $R = \sqrt{r_E^2 - r_V^2}$, $\theta = \sin^{-1}(r_V / r_E)$

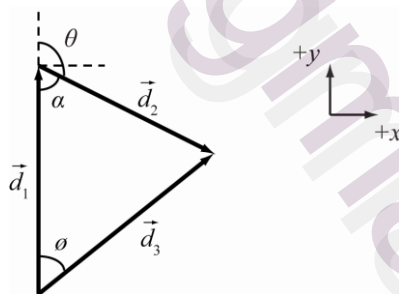
CALCULATE: $R = \sqrt{(1.5 \cdot 10^{11})^2 - (1.1 \cdot 10^{11})^2} = 1.0198 \cdot 10^{11} \text{ m}$, $\theta = \sin^{-1}\left(\frac{1.1 \cdot 10^{11}}{1.5 \cdot 10^{11}}\right) = 47.17^\circ$

ROUND: $R = 1.0 \cdot 10^{11} \text{ m}$, $\theta = 47^\circ$

DOUBLE-CHECK: If it had been assumed that $\theta = \tan^{-1}(r_V / r_E)$ when the E-to-S-to-V angle was 90° , then $\tan \theta$ would be about 36° . Therefore the maximum angle should be greater than this, so the answer is reasonable.

- 1.73. **THINK:** All angles and directions of vectors are unknown. All that is known are the distances walked, $d_1 = 550 \text{ m}$ and $d_2 = 178 \text{ m}$, and the distance $d_3 = 432 \text{ m}$ that the friend is now away from you. Since the distances are the sides of a triangle, use the cosine law to determine the internal (and then external) angles. Also, since $d_3 < d_1$, he must have turned back towards you partially, i.e. he turned more than 90° , but less than 180° .

SKETCH:



RESEARCH: $d_2^2 = d_1^2 + d_3^2 - 2d_1d_3 \cos \phi$, $d_3^2 = d_1^2 + d_2^2 - 2d_1d_2 \cos \alpha$, $\theta + \alpha = 180^\circ$

SIMPLIFY: $2d_1d_3 \cos \phi = d_1^2 + d_3^2 - d_2^2 \Rightarrow \phi = \cos^{-1}\left(\frac{d_1^2 + d_3^2 - d_2^2}{2d_1d_3}\right)$

Likewise, $\alpha = \cos^{-1}\left(\frac{d_1^2 + d_2^2 - d_3^2}{2d_1d_2}\right)$.

CALCULATE: $\phi = \cos^{-1} \left(\frac{(550 \text{ m})^2 + (432 \text{ m})^2 - (178 \text{ m})^2}{2(550 \text{ m})(432 \text{ m})} \right) = 15.714^\circ$

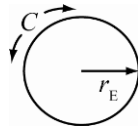
$\alpha = \cos^{-1} \left(\frac{(550 \text{ m})^2 + (178 \text{ m})^2 - (432 \text{ m})^2}{2(550 \text{ m})(178 \text{ m})} \right) = 41.095^\circ$, $\theta = 180^\circ - 41.095^\circ = 138.905^\circ$

ROUND: Since $d_1 = 550 \text{ m}$ has two significant figures (which is the fewest) the answers should be rounded to two significant figures. This means: $\phi = 16^\circ$, $\alpha = 41^\circ$ and then $\theta = 139^\circ$. The two possibilities are that the friend turned to the right or the left (a right turn is shown in the diagram). The direction the friend turned doesn't matter, he turns by the same amount regardless of which direction it was.

DOUBLE-CHECK: The friend turned through an angle of 140 degrees. The angle between the initial departure and the final location is 16 degrees. These are both reasonable angles.

- 1.74. **THINK:** Assume that the Earth is a perfect sphere with radius, $r_E = 6378 \text{ km}$, and treat the circumference of Earth as the circumference of a circle.

SKETCH:



RESEARCH: The circumference of a circle is given by $C = 2\pi r$.

SIMPLIFY: $C = 2\pi r_E$

CALCULATE: $C = 2\pi(6378 \text{ km}) = 40074 \text{ km}$

ROUND: The instructions from the question say to round to three significant figures: $C = 4.01 \cdot 10^4 \text{ km}$.

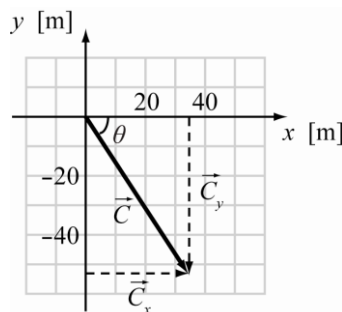
DOUBLE-CHECK: Assuming a hot air balloon has an average velocity of 20 km/h, then it would take about 80 days to travel, hence the phrase around the world in 80 days.

1.75. $4,308,229 \approx 4 \cdot 10^6$; $44 \approx 4 \cdot 10^1$, $(4 \cdot 10^6)(4 \cdot 10^1) = 16 \cdot 10^7 = 2 \cdot 10^8$

1.76. $3\hat{x} + 6\hat{y} - 10\hat{z} + \vec{C} = -7\hat{x} + 14\hat{y}$, $\vec{C} = (-7\hat{x} - 3\hat{x}) + (14\hat{y} - 6\hat{y}) + 10\hat{z} = -10\hat{x} + 8\hat{y} + 10\hat{z}$

- 1.77. **THINK:** An angle is measured counter-clockwise from the positive x -axis (0°). $\vec{C} = (34.6 \text{ m}, -53.5 \text{ m})$. It is also possible to measure clockwise from the positive x -axis and consider the measure to be negative.

SKETCH:



RESEARCH: $|\vec{C}| = \sqrt{C_x^2 + C_y^2}$, $\tan \theta = \left(\frac{C_y}{C_x} \right)$

Contact me in order to access whole complete document

Bauer/Westfall: *University Physics, 2E*

SIMPLIFY: $\theta = \tan^{-1}\left(\frac{C_y}{C_x}\right)$

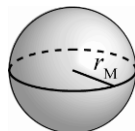
CALCULATE: $|\vec{C}| = \sqrt{(34.6 \text{ m})^2 + (-53.5 \text{ m})^2} = 63.713 \text{ m}$, $\theta = \tan^{-1}\left(\frac{-53.5 \text{ m}}{34.6 \text{ m}}\right) = -57.108^\circ$

ROUND: $\vec{C} = 63.7 \text{ m}$, $\theta = -57.1^\circ$ or 303° (equivalent angles).

DOUBLE-CHECK: The magnitude is greater than each component but less than the sum of the components and the angle is also in the correct quadrant. The answer is reasonable.

1.78. **THINK:** Assume Mars is a sphere whose radius is $r_M = 3.39 \cdot 10^6 \text{ m}$.

SKETCH:



RESEARCH: $C = 2\pi r$, $A = 4\pi r^2$, $V = \frac{4}{3}\pi r^3$

SIMPLIFY: $C = 2\pi r_M$, $A = 4\pi r_M^2$, $V = \frac{4}{3}\pi r_M^3$

CALCULATE: $C = 2\pi(3.39 \cdot 10^6 \text{ m}) = 2.12999 \cdot 10^7 \text{ m}$

$$A = 4\pi(3.39 \cdot 10^6 \text{ m})^2 = 1.44414 \cdot 10^{14} \text{ m}^2$$

$$V = \frac{4}{3}\pi(3.39 \cdot 10^6 \text{ m})^3 = 1.63188 \cdot 10^{20} \text{ m}^3$$

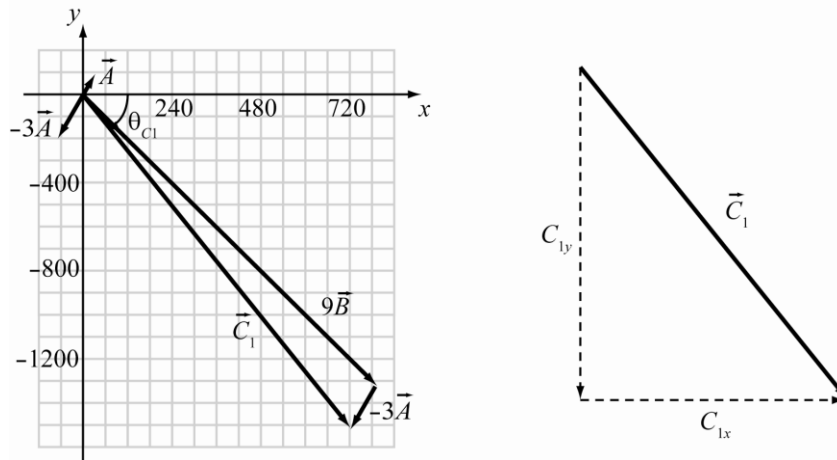
ROUND: $C = 2.13 \cdot 10^7 \text{ m}$, $A = 1.44 \cdot 10^{14} \text{ m}^2$, $V = 1.63 \cdot 10^{20} \text{ m}^3$

DOUBLE-CHECK: The units are correct and the orders of magnitude are reasonable.

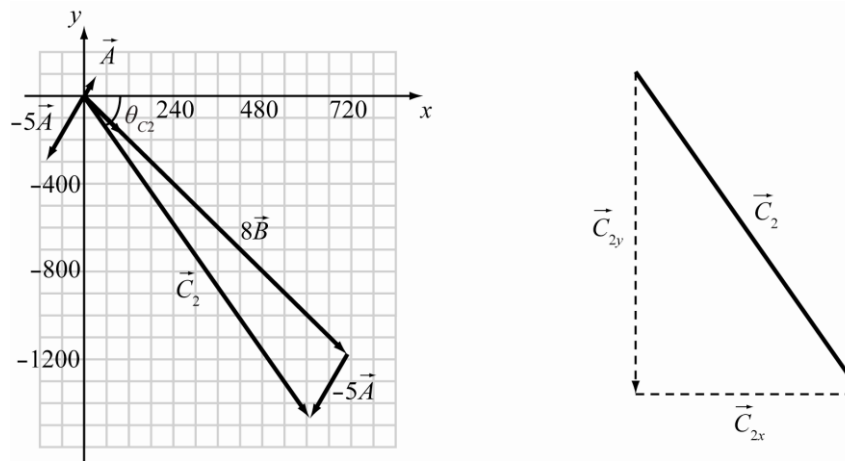
1.79. **THINK:** Sum the components of both vectors and find the magnitude and the angle from the positive x -axis of the resultant vector. $\vec{A} = (23.0, 59.0)$ and $\vec{B} = (90.0, -150.0)$.

SKETCH:

(a)



(b)



RESEARCH: $\vec{C} = (C_x, C_y)$, $C_i = nA_i + mB_i$, $|\vec{C}| = \sqrt{C_x^2 + C_y^2}$, $\tan \theta_C = \frac{C_y}{C_x}$

SIMPLIFY:

(a) Since $n = -3$ and $m = 9$, $C_x = -3A_x + 9B_x$ and $C_y = -3A_y + 9B_y$. Also, $\theta_C = \tan^{-1}(C_y / C_x)$.

(b) Since $n = -5$ and $m = 8$, $C_x = -5A_x + 8B_x$ and $C_y = -5A_y + 8B_y$. Also, $\theta_C = \tan^{-1}(C_y / C_x)$.

CALCULATE:

(a) $C_x = -3(23.0) + 9(90.0) = 741.0$, $C_y = -3(59.0) + 9(-150) = -1527.0$

$\vec{A} = (A_x, A_y) = (-30.0 \text{ m}, -50.0 \text{ m})$

(b) $=(30.0 \text{ m}, 50.0 \text{ m})$. $|\vec{C}| = \sqrt{(605.0)^2 + (-1495.0)^2} = 1612.78$

$$\theta_C = \tan^{-1}\left(\frac{-1495.0}{605.0}\right) = -67.97^\circ$$

ROUND:

(a) $\vec{C} = 1.70 \cdot 10^3$ at -64.1° or 296°

(b) $\vec{C} = 1.61 \cdot 10^3$ at -68.0° or 292°

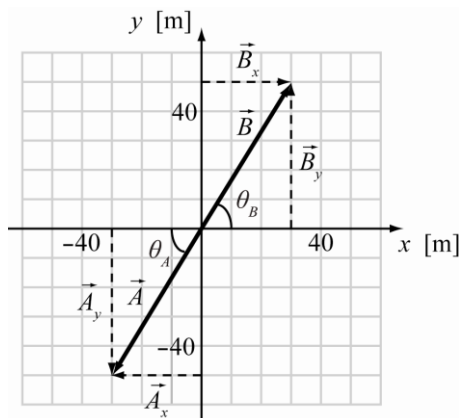
DOUBLE-CHECK: Each magnitude is greater than the components but less than the sum of the components and the angles place the vectors in the proper quadrants. The calculated answers are reasonable.

Contact me in order to access whole complete document

Bauer/Westfall: *University Physics, 2E*

- 1.80. **THINK:** The vectors are $\vec{A} = (A_x, A_y) = (-30.0 \text{ m}, -50.0 \text{ m})$ and $\vec{B} = (B_x, B_y) = (30.0 \text{ m}, 50.0 \text{ m})$. Find the magnitude and angle with respect to the positive x -axis for each.

SKETCH:



RESEARCH: $|\vec{C}| = \sqrt{C_x^2 + C_y^2}$, $\tan \theta_C = \frac{C_y}{C_x}$

SIMPLIFY: $|\vec{A}| = \sqrt{A_x^2 + A_y^2}$, $|\vec{B}| = \sqrt{B_x^2 + B_y^2}$, $\theta_A = \tan^{-1}\left(\frac{A_y}{A_x}\right)$, $\theta_B = \tan^{-1}\left(\frac{B_y}{B_x}\right)$

CALCULATE: $|\vec{A}| = \sqrt{(-30.0 \text{ m})^2 + (-50.0 \text{ m})^2} = 58.3095 \text{ m}$, $|\vec{B}| = \sqrt{(30.0 \text{ m})^2 + (50.0 \text{ m})^2} = 58.3095 \text{ m}$

$$\theta_A = \tan^{-1}\left(\frac{-50.0 \text{ m}}{-30.0 \text{ m}}\right) = 59.036^\circ \Rightarrow 180^\circ + 59.036^\circ = 239.036^\circ$$

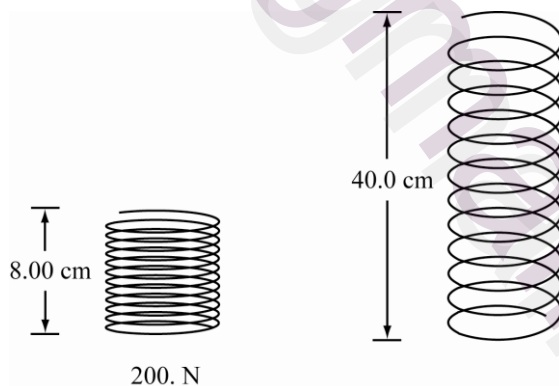
$$\theta_B = \tan^{-1}\left(\frac{50.0 \text{ m}}{30.0 \text{ m}}\right) = 59.036^\circ$$

ROUND: $\vec{A} = 58.3 \text{ m}$ at 239° or -121° , and $\vec{B} = 58.3 \text{ m}$ at 59.0° .

DOUBLE-CHECK: Each magnitude is greater than the components of the vector but less than the sum of the components and the angles place the vectors in the proper quadrants.

- 1.81. **THINK:** A variable is proportional to some other variable by a constant. This means the ratio of one variable to another is a constant. Therefore, both ratios are equal. $F_1 = 200. \text{ N}$, $x_1 = 8.00 \text{ cm}$ and $x_2 = 40.0 \text{ cm}$.

SKETCH:



RESEARCH: $\frac{F_1}{x_1} = \frac{F_2}{x_2}$

SIMPLIFY: $F_2 = \frac{F_1 x_2}{x_1}$

CALCULATE: $F_2 = \frac{(200. \text{ N})(40.0 \text{ cm})}{8.00 \text{ cm}} = 1000.0 \text{ N}$

ROUND: $F_2 = 1.00 \cdot 10^3 \text{ N}$

DOUBLE-CHECK: The ratio of distance to force remains 1:25 for the two distances. The answers are reasonable.

- 1.82. **THINK:** When a variable is proportional to another, it is equal to the other variable multiplied by a constant. Call the constant “ a ”.

SKETCH: A sketch is not needed to solve this problem.

RESEARCH: $d = at^2$

SIMPLIFY: $d_0 = at_0^2$, $d_0' = a(3t_0)^2$

CALCULATE: $d_0' = 9at_0^2 = 9d_0$

ROUND: The distance increases by a factor of 9.

DOUBLE-CHECK: Acceleration is a quadratic relationship between distance and time. It makes sense for the amount of time to increase by a factor larger than 3.

- 1.83. **THINK:** Consider the 90° turns to be precise turns at right angles.

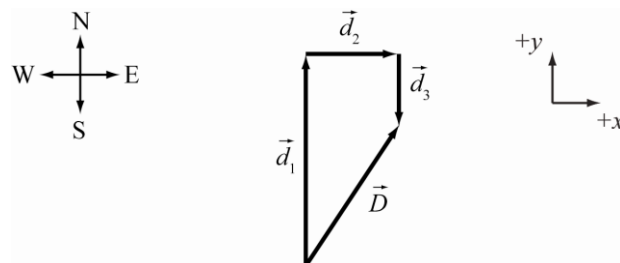
(a) The pilot initially flies N, then heads E, then finally heads S. Determine the vector \vec{D} that points from the origin to the final point and find its magnitude. The vectors are $\vec{d}_1 = 155.3$ miles N, $\vec{d}_2 = 62.5$ miles E and $\vec{d}_3 = 47.5$ miles S.

(b) Now that the vector pointing to the final destination has been computed, $\vec{D} = d_2 \hat{x} + (d_1 - d_3) \hat{y} = (62.5 \text{ miles}) \hat{x} + (107.8 \text{ miles}) \hat{y}$, determine the angle the vector makes with the origin. The angle the pilot needs to travel is then 180° from this angle.

(c) Before the pilot turns S, he is farthest from the origin. This is because when he starts heading S, he is negating the distance travelled N. The only vectors of interest are $\vec{d}_1 = 155.3$ miles N and $\vec{d}_2 = 62.5$ miles E.

SKETCH:

(a)

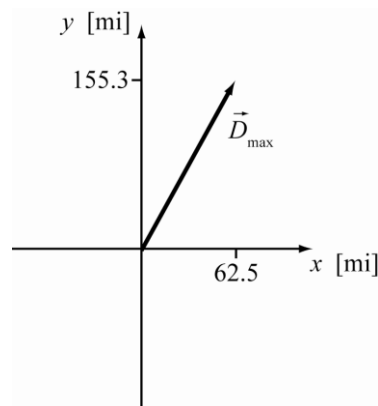
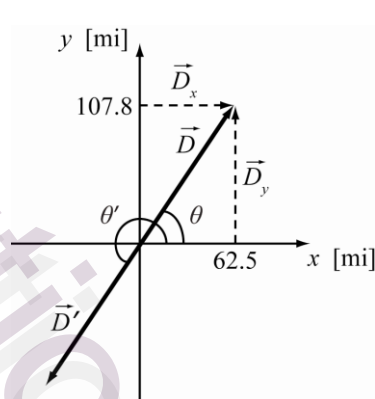


(b)

(c)

Contact me in order to access whole complete document

Bauer/Westfall: *University Physics, 2E*



RESEARCH:

(a) $\vec{D} = \vec{d}_1 + \vec{d}_2 + \vec{d}_3 = D_x \hat{x} + D_y \hat{y}$, $\vec{d}_i = d_{ix} \hat{x} + d_{iy} \hat{y}$, $|\vec{D}| = \sqrt{D_x^2 + D_y^2}$

(b) $\tan \theta = \frac{D_y}{D_x}$, $\theta' = \theta \pm 180^\circ$

(c) $\vec{D}_{\max} = \vec{d}_1 + \vec{d}_2$, $\vec{d}_i = d_{ix} \hat{x} + d_{iy} \hat{y}$, $|\vec{D}_{\max}| = \sqrt{D_x^2 + D_y^2}$

SIMPLIFY:

(a) $\vec{d}_1 = d_1 \hat{y}$, $\vec{d}_2 = d_2 \hat{x}$, $\vec{d}_3 = -d_3 \hat{y}$

Therefore, $\vec{D} = d_2 \hat{x} + (d_1 - d_3) \hat{y}$ and $|\vec{D}| = \sqrt{d_2^2 + (d_1 - d_3)^2}$.

(b) $\theta = \tan^{-1} \left(\frac{D_y}{D_x} \right)$ and $\theta' = \tan^{-1} \left(\frac{D_y}{D_x} \right) \pm 180^\circ$

(c) $\vec{d}_1 = d_1 \hat{y}$, $\vec{d}_2 = d_2 \hat{x}$, $\vec{D}_{\max} = d_2 \hat{x} + d_1 \hat{y} \Rightarrow |\vec{D}_{\max}| = \sqrt{d_2^2 + d_1^2}$

CALCULATE:

(a) $|\vec{D}| = \sqrt{(62.5 \text{ miles})^2 + (155.3 \text{ miles} - 47.5 \text{ miles})^2}$
 $= 124.608 \text{ miles}$

(b) $\theta' = \tan^{-1} \left(\frac{107.8 \text{ miles}}{62.5 \text{ miles}} \right) \pm 180^\circ$
 $= 59.896^\circ \pm 180^\circ = 239.896^\circ \text{ or } -120.104^\circ$

(c) $|\vec{D}_{\max}| = \sqrt{(62.5 \text{ miles})^2 + (155.3 \text{ miles})^2} = 167.405 \text{ miles}$

ROUND:

(a) $|\vec{D}| = 125 \text{ miles}$

(b) $\theta' = 240.^\circ \text{ or } -120.^\circ$ (from positive x -axis or E)

(c) $|\vec{D}_{\max}| = 167 \text{ miles}$

DOUBLE-CHECK:

(a) The total distance is less than the distance travelled north, which is expected since the pilot eventually turns around and heads south.

(b) The pilot is clearly NE of the origin and the angle to return must be SW.

(c) This distance is greater than the distance which included the pilot travelling S, as it should be.

1.84. THINK:

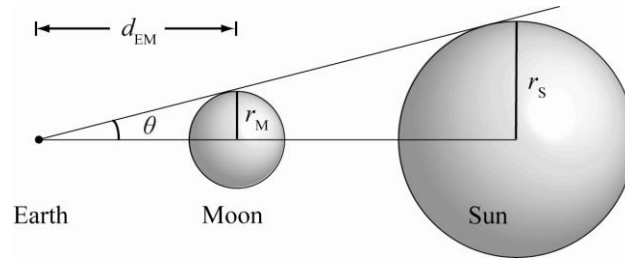
(a) If an observer sees the Moon fully cover the Sun, then light rays from the outer edge of the Sun are blocked by the outer edge of the Moon. This means a line pointing to the outer edge of the Moon also points to the outer edge of the Sun. This in turn means that the lines share a common angle. The radii of the Moon and Sun are, respectively, $r_M = 1.74 \cdot 10^6$ m and $r_S = 6.96 \cdot 10^8$ m. The distance from the Moon to the Earth is $d_{EM} = 3.84 \cdot 10^8$ m.

(b) In part (a), the origin of the light ray is assumed to be the centre of the Earth. In fact, the observer is on the surface of the Earth, $r_E = 6378$ km. This difference in observer position should then be related to the actual distance to the Moon. The observed Earth to Moon distance remains the same, $d_{EM} = 3.84 \cdot 10^8$ m, while the actual distance is the observed distance minus the radius of the Earth.

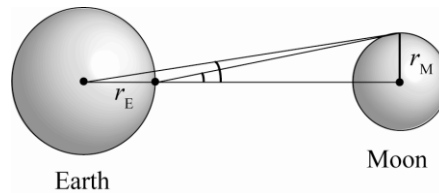
(c) Given the relative error of 1.69% between the actual and observed distance to the Moon, there should be the same relative error in the difference between the observed and actual distance to the Sun. $d_{ES}(\text{observed}) = 1.54 \cdot 10^{11}$ m.

SKETCH:

(a)



(b)



(c) Not applicable.

RESEARCH:

$$(a) \tan \theta = \left(\frac{\text{opposite}}{\text{adjacent}} \right)$$

$$(b) \text{ relative error} = \frac{d_{EM}(\text{observed}) - d_{EM}(\text{actual})}{d_{EM}(\text{actual})}$$

$$(c) d_{ES}(\text{actual}) = (1 - \text{relative error})d_{ES}(\text{observed})$$

SIMPLIFY:

$$(a) \tan \theta = \left(\frac{r_M}{d_{EM}} \right) = \left(\frac{r_S}{d_{ES}} \right) \Rightarrow d_{ES} = \frac{r_S d_{EM}}{r_M}$$

$$(b) \text{ relative error} = \frac{d_{EM}(\text{observed}) - (d_{EM}(\text{observed}) - r_E)}{d_{EM}(\text{observed}) - r_E}$$

$$= \frac{r_E}{d_{EM}(\text{observed}) - r_E}$$

$$(c) d_{ES}(\text{actual}) = (1 - 0.0169)d_{ES}(\text{observed})$$

$$= 0.9831d_{ES}(\text{observed})$$

Contact me in order to access whole complete document

Bauer/Westfall: *University Physics, 2E*

CALCULATE:

$$(a) d_{ES} = \frac{(6.96 \cdot 10^8 \text{ m})(3.84 \cdot 10^8 \text{ m})}{(1.74 \cdot 10^6 \text{ m})} = 1.536 \cdot 10^{11} \text{ m}$$

$$(b) \text{ relative error} = \frac{6378000 \text{ m}}{3.84 \cdot 10^8 \text{ m} - 6378000} = 0.01689$$

$$(c) d_{ES}(\text{actual}) = 0.9831(1.54 \cdot 10^{11} \text{ m}) = 1.513 \cdot 10^{11} \text{ m}$$

ROUND:

$$(a) d_{ES} = 1.54 \cdot 10^{11} \text{ m}$$

$$(b) \text{ relative error} = 1.69\%$$

$$(c) d_{ES}(\text{actual}) = 1.51 \cdot 10^{11} \text{ m}$$

DOUBLE-CHECK:

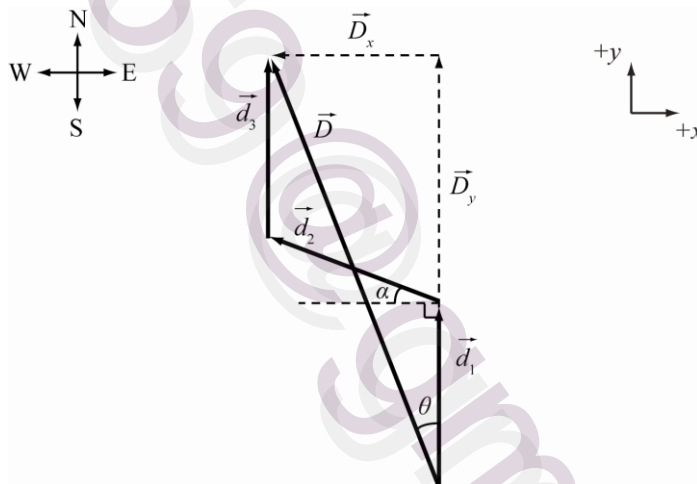
(a) The distance from the Earth to the Sun is about 300 times the distance from the Earth to the Moon, so the answer is reasonable.

(b) The radius of Earth is small compared to the distance from the Earth to the Moon, so the error calculated is small.

(c) The relative error is small so there should be a small difference between the actual and the observed distance from the Earth to the Sun.

- 1.85. **THINK:** The problem involves adding vectors. Break the vectors into components and sum the components. The vectors are: $\vec{d}_1 = 1.50 \text{ km}$ due N, $\vec{d}_2 = 1.50 \text{ km}$ 20.0° N of W and $\vec{d}_3 = 1.50 \text{ km}$ due N. Find the length of the resultant, and the angle it makes with the vertical. Let $\alpha = 20.0^\circ$.

SKETCH:



RESEARCH: $\vec{D} = \vec{d}_1 + \vec{d}_2 + \vec{d}_3$, $\vec{d}_i = d_{ix}\hat{x} + d_{iy}\hat{y}$, $|\vec{D}| = \sqrt{D_x^2 + D_y^2}$, $\tan\theta = \left(\frac{D_x}{D_y}\right)$

SIMPLIFY: $\vec{d}_1 = d_1\hat{y}$, $\vec{d}_2 = -d_{2x}\hat{x} + d_{2y}\hat{y} = -d_2(\cos\alpha)\hat{x} + d_2(\sin\alpha)\hat{y}$, $\vec{d}_3 = d_3\hat{y}$

$$|\vec{D}| = \sqrt{(-d_2 \cos\alpha)^2 + (d_1 + d_3 + d_2 \sin\alpha)^2}$$

$$\theta = \tan^{-1}\left(\frac{D_x}{D_y}\right)$$

CALCULATE: $|\vec{D}| = \sqrt{(-1.50 \cos(20.0^\circ) \text{ km})^2 + (3.00 \text{ km} + 1.50 \sin(20.0^\circ) \text{ km})^2}$
 $= \sqrt{1.9868 \text{ km}^2 + 12.3414 \text{ km}^2} = 3.7852 \text{ km}$
 $\theta = \tan^{-1}\left(\frac{-1.4095 \text{ km}}{3.5130 \text{ km}}\right) = -21.862^\circ$

ROUND: $|\vec{D}| = 3.79 \text{ km}$ at 21.9° W of N

DOUBLE-CHECK: The only directions travelled were N or NW, so the final direction should be in the NW region.

- 1.86. **THINK:** If the number of molecules is proportional to the volume, then the ratio of volumes should be the same as the ratio of the molecules. 1 mol = $6.02 \cdot 10^{23}$ molecules, volume of mol = 22.4 L and the volume of one breath is 0.500 L. Only 80.0% of the volume of one breath is nitrogen.

SKETCH: Not applicable.

RESEARCH: $V_{\text{Nitrogen}} = 0.800 V_{\text{breath}}$, $\frac{V_{\text{Nitrogen}}}{V_{\text{mol}}} = \frac{\# \text{ molecules in one breath}}{\# \text{ molecules in a mol}} = \frac{N_{\text{breath}}}{N_{\text{mol}}}$

SIMPLIFY: $N_{\text{breath}} = \frac{V_{\text{Nitrogen}} (N_{\text{mol}})}{V_{\text{mol}}} = \frac{0.800 V_{\text{Breath}} (N_{\text{mol}})}{V_{\text{mol}}}$

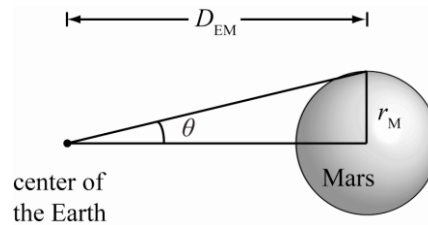
CALCULATE: $N_{\text{breath}} = \frac{0.800(0.500 \text{ L})(6.02 \cdot 10^{23} \text{ molecules})}{(22.4 \text{ L})} = 1.07500 \cdot 10^{22} \text{ molecules}$

ROUND: $N_{\text{breath}} = 1.08 \cdot 10^{22} \text{ molecules}$

DOUBLE-CHECK: Since the volume of one breath is about 50 times smaller than the volume of one mole of gas, the number of nitrogen molecules in one breath should be about 50 times smaller than the number of molecules in a mole.

- 1.87. **THINK:** 24.9 seconds of arc represents the angle subtended by a circle with diameter = $2r_M$ located a distance D_{EM} from Earth. This value must be converted to radians. The diameter of Mars is $2r_M = 6784 \text{ km}$.

SKETCH:



RESEARCH: The angular size is related to the angle θ shown in the sketch by $\theta_{\text{angular size}} = 2\theta$. From the sketch, we can see that

$$\tan \theta = \frac{r_M}{D_{EM}}$$

Because Mars is a long distance from the Earth, even at closet approach, we can make the approximation $\tan \theta \approx \theta$.

SIMPLIFY: Putting our equations together gives us $\theta_{\text{angular size}} = 2\theta = \frac{2r_M}{D_{EM}}$.

CALCULATE: We first convert the observed angular size from seconds of arc to radians

$$24.9 \text{ arc seconds} \left(\frac{1^\circ}{3600 \text{ arc seconds}} \right) \left(\frac{2\pi \text{ radians}}{360^\circ} \right) = 1.207 \cdot 10^{-4} \text{ radians.}$$

Bauer/Westfall: *University Physics, 2E*

The distance is then

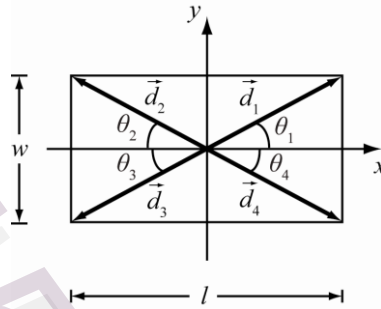
$$D_{EM} = \frac{2r_M}{\theta_{\text{angular size}}} = \frac{6784 \text{ km}}{(1.207 \cdot 10^{-4} \text{ radians})} = 5.6205 \cdot 10^7 \text{ km.}$$

ROUND: We specify our answer to three significant figures, $D_{EM} = 5.62 \cdot 10^7 \text{ km.}$

DOUBLE-CHECK: The mean distance from Earth to Mars is about $7 \cdot 10^7 \text{ km.}$ Because the distance calculated is for a close approach and the distance is less than the mean distance, the answer is reasonable.

- 1.88. THINK:** If the quarterback is in the exact centre of a rectangular field, then each corner should be the same distance from the centre. Only the angle changes for each corner. The width of the field is 53 1/3 yards and the length is 100. yards. Since the question states that the length is exactly 100 yards, the precision of the final answer will be limited by the width.

SKETCH:



RESEARCH: $\vec{d}_i = d_{ix}\hat{x} + d_{iy}\hat{y}$, $|\vec{d}_i| = \sqrt{d_{ix}^2 + d_{iy}^2}$, $\tan \theta_i = \frac{d_{iy}}{d_{ix}}$

SIMPLIFY: $|\vec{d}_1| = |\vec{d}_2| = |\vec{d}_3| = |\vec{d}_4| = \sqrt{\left(\frac{w}{2}\right)^2 + \left(\frac{l}{2}\right)^2} = |\vec{d}|$, $\theta_1 = \tan^{-1}\left(\frac{\frac{w}{2}}{\frac{l}{2}}\right) = \tan^{-1}\left(\frac{w}{l}\right)$

CALCULATE:

(a) $|\vec{d}| = \sqrt{\left(\frac{53 \frac{1}{3} \text{ yards}}{2}\right)^2 + \left(\frac{100 \text{ yards}}{2}\right)^2} = 56.667 \text{ yards}$, $\theta_1 = \tan^{-1}\left(\frac{53 \frac{1}{3}}{100}\right) = 28.072^\circ$

(b) $\theta_2 = 180^\circ - \theta_1 = 180^\circ - 28.072^\circ = 151.928^\circ$

$\theta_3 = 180^\circ + \theta_1 = 180^\circ + 28.072^\circ = 208.072^\circ$

$\theta_4 = 360^\circ - \theta_1 = 360^\circ - 28.072^\circ = 331.928^\circ$

ROUND:

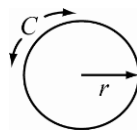
(a) $\vec{d}_1 = 56.7 \text{ yards at } 28.1^\circ$

(b) $\vec{d}_2 = 56.7 \text{ yards at } 152^\circ$, $\vec{d}_3 = 56.7 \text{ yards at } 208^\circ$, $\vec{d}_4 = 56.7 \text{ yards at } 332^\circ$

DOUBLE-CHECK: \vec{d}_1 & \vec{d}_3 and \vec{d}_2 & \vec{d}_4 are 180° apart. This is expected when throwing at opposite corners of the field. The answers are reasonable.

- 1.89. THINK:** Assume the Cornell Electron Storage Ring is a perfect circle with a circumference of $C = 768.4 \text{ m.}$ Recall the exact conversion $1 \text{ m} = (100/2.54) \text{ inches.}$

SKETCH:



RESEARCH: $C = 2\pi r$, $d = 2r$

SIMPLIFY: $d = \frac{C}{\pi} \left(\frac{100 \text{ in}}{2.54 \text{ m}} \right)$

CALCULATE: $d = \frac{(768.4 \text{ m})}{\pi} \left(\frac{100 \text{ in}}{2.54 \text{ m}} \right) = 9629.5007 \text{ inches}$

ROUND: $d = 9630. \text{ inches}$

DOUBLE-CHECK: There are 12 inches in a foot and 5280 feet in a mile. Therefore there are 63,360 inch/mile. Our answer for the Cornell ring is thus about $1/6^{\text{th}}$ of a mile, which seems the right order of magnitude.

- 1.90. THINK:** 4% of the 0.5 L for each exhalation is composed of carbon dioxide. Assume 1 mole ($6.02 \cdot 10^{23}$ molecules) has a volume of 22.4 L. The particular numbers are actually not that important. The only important thing is that they have the right order of magnitude. So it also could be 0.3 or 0.6 L that we exhale in each breath, which are also numbers you can find in the literature; and some sources quote 5% CO_2 in the air that we breathe out.

SKETCH: Not applicable.

RESEARCH: How many times do we breathe per day? You can count the number of breaths you take in a minutes, and that number is around 15. This means that you breath around 800 to 1,000 times per hour and around 20,000 to 25,000 times per day.

$$V_{\text{CO}_2} = 0.04V_{\text{breath}}, \quad \frac{V_{\text{CO}_2}}{V_{\text{mol}}} = \frac{\# \text{ molecules in one breath}}{\# \text{ molecules in a mol}} = \frac{CO_{2_{\text{breath}}}}{CO_{2_{\text{mol}}}}$$

SIMPLIFY: $CO_{2_{\text{breath}}} = \frac{V_{\text{CO}_2}}{V_{\text{mol}}} (CO_{2_{\text{mol}}}) = \frac{0.04V_{\text{breath}}}{V_{\text{mol}}} (CO_{2_{\text{mol}}})$

CALCULATE: $CO_{2_{\text{breath}}} = \frac{0.04(0.5 \text{ L})}{22.4 \text{ L}} (6.02 \cdot 10^{23} \text{ molecules}) = 5.375 \cdot 10^{20} \text{ molecules}$

(a) $CO_{2_{\text{day}}} = \# \text{ molecules exhaled in a day}$

$$\begin{aligned} &= (2.5 \cdot 10^4) CO_{2_{\text{breath}}} \\ &= (2.5 \cdot 10^4) (5.375 \cdot 10^{20} \text{ molecules}) \\ &= 1.34375 \cdot 10^{25} \text{ molecules} \end{aligned}$$

(b) $m_{\text{CO}_2} = \frac{1.34375 \cdot 10^{25} \text{ molecules}}{1 \text{ day}} \left(\frac{365 \text{ days}}{1 \text{ year}} \right) \left(\frac{1 \text{ mole}}{6.02 \cdot 10^{23} \text{ molecules}} \right) \left(\frac{44 \text{ g}}{1 \text{ mole}} \right) = 3.58482 \cdot 10^2 \text{ kg/year}$

ROUND: In this case we only estimate order of magnitudes. And so it makes no sense to give more than one significant digit. We can therefore state our answer as

(a) $CO_{2_{\text{day}}} = 10^{25} \text{ molecules}$

(b) $m_{\text{CO}_2} = 300 \text{ to } 400 \text{ kg/year}$

DOUBLE-CHECK: Does it makes sense that we breathe out around 300 to 400 kg of CO_2 in a year, which implies that we breathe out approximately 1 kg of CO_2 in a day. Where does this materials come from?

The oxygen comes from the air we breathe in. So the carbon has to be part of what we eat each day. Since $\sim 1/4$ of the mass of a CO_2 molecule resides in the carbon, this means that we have to eat at least $\sim 1/2$ of a pound of carbon each day. Since carbon, hydrogen, and oxygen are the main components of our food, and since we eat several pounds of food per day, this seems in the right ballpark.

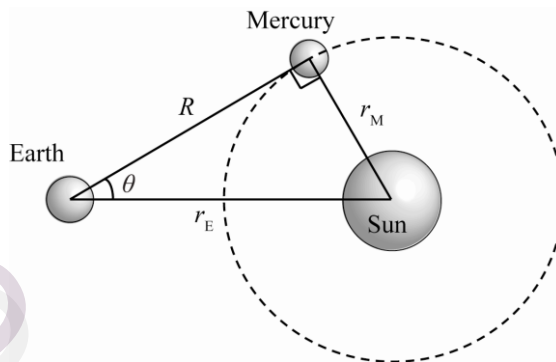
- 1.91. THINK:** Consider the Sun to be at the centre of a circle with Mercury on its circumference. This gives $r_M = 4.6 \cdot 10^{10} \text{ m}$ as the radius of the circle. Earth is located a distance $r_E = 1.5 \cdot 10^{11} \text{ m}$ from the Sun so that the three bodies form a triangle. The vector from Earth to the Sun is at 0° . The vector from Earth to Mercury intersects Mercury's orbit once when Mercury is at a maximum angular separation from the Sun

Contact me in order to access whole complete document

Bauer/Westfall: *University Physics, 2E*

in the sky. This tangential vector is perpendicular to the radius vector of Mercury's orbit. The three bodies form a right angle triangle with r_E as the hypotenuse. Trigonometry can be used to solve for the angle and distance.

SKETCH:



RESEARCH: $r_E^2 = r_M^2 + R^2$, $r_E \sin \theta = r_M$

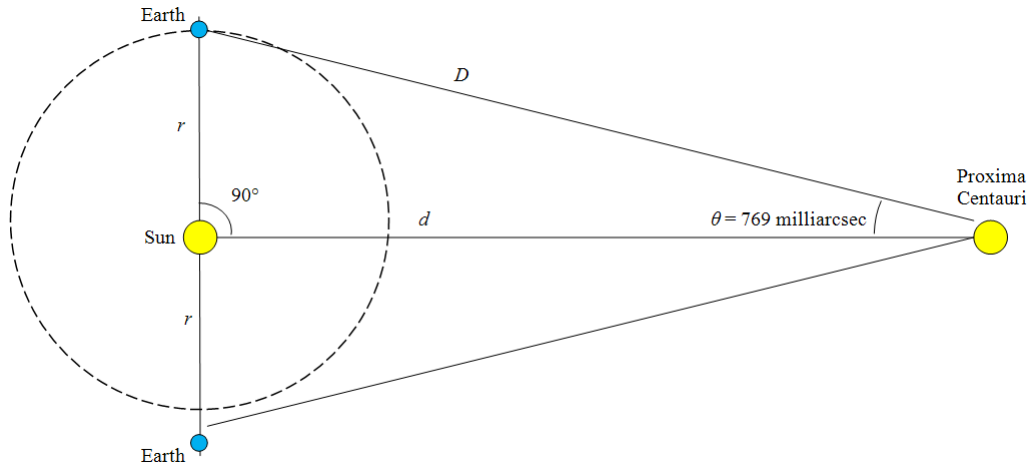
SIMPLIFY: $R = \sqrt{r_E^2 - r_M^2}$, $\theta = \sin^{-1} \left(\frac{r_M}{r_E} \right)$

CALCULATE: $R = \sqrt{(1.5 \cdot 10^{11})^2 - (4.6 \cdot 10^{10})^2} = 1.4277 \cdot 10^{11} \text{ m}$, $\theta = \sin^{-1} \left(\frac{4.6 \cdot 10^{10}}{1.5 \cdot 10^{11}} \right) = 17.858^\circ$

ROUND: $R = 1.4 \cdot 10^{11} \text{ m}$, $\theta = 18^\circ$

DOUBLE-CHECK: If it had been assumed that the maximum angular separation occurred when the Earth to Sun to Mercury angle was 90° , $\theta = \tan^{-1}(r_M/r_E)$ would be about 17° . The maximum angle should be greater than this and it is, so the answer is reasonable.

- 1.92. **THINK:** This question asks about the distance to Proxima Centauri, which can be calculated using parallax. To do so, it will be necessary to know the radius of Earth's orbit. It will also be necessary to convert from milliarcseconds to degrees or radians. Then, geometry should be used to find the distance.
- SKETCH:** Because of the distances involved, the diagram will not be to scale. The earth is shown at two locations, $\frac{1}{2}$ year apart in its revolution around the Sun. The radius of Earth's orbit is labeled r and the distance to Proxima Centauri is labeled d .



RESEARCH: The goal is to find d , the distance between the Sun and Proxima Centauri. Note that the Earth at either of the positions shown, the Sun, and Proxima Centauri form right triangles. The textbook lists the mean orbital radius of Earth as 1.496×10^8 km. The final answer needs to be in light-years, so it will be necessary to convert from km to light-years at some point using the fact that $1 \text{ light-year} = 9.461 \times 10^{12}$ km. Knowing the parallax and the radius of the Earth's orbit, it is then possible to use trigonometry to find the distance d from the Sun to Proxima Centauri: $\tan \theta = \frac{r}{d}$.

SIMPLIFY: Using algebra to find the distance d in terms of r and θ gives $d = \frac{r}{\tan \theta}$. It is more difficult to convert from milliarcseconds to a more familiar unit of angle measure, the degree. Since there are 60 arcseconds to the arcminute, and 60 arcminutes make one degree, the conversion will look like this:

$$\text{angle in milliarcseconds} \cdot \frac{10^{-3} \text{ arcseconds}}{1 \text{ milliarcsecond}} \cdot \frac{1 \text{ arcminute}}{60 \text{ arcseconds}} \cdot \frac{1 \text{ degree}}{60 \text{ arcminutes}} = \text{angle in degrees.}$$

CALCULATE: It is important to perform this calculation with the computer or calculator in degree (not radian) mode. Using the textbook value for the radius of the earth $r = 1.496 \times 10^8$ km and the given value for the parallax of 769 milliarcsec gives:

$$\begin{aligned} d &= \frac{r}{\tan \theta} \\ &= \frac{1.496 \times 10^8 \text{ km}}{\tan \left(769 \text{ milliarcsec} \cdot \frac{10^{-3} \text{ arcsec}}{1 \text{ milliarcsec}} \cdot \frac{1 \text{ arcminute}}{60 \text{ arcsec}} \cdot \frac{1 \text{ degree}}{60 \text{ arcminutes}} \right)} \cdot \frac{1 \text{ light-year}}{9.461 \times 10^{12} \text{ km}} \\ &= 4.241244841 \text{ light-years} \end{aligned}$$

ROUND: The parallax has three significant figures. The radius of the earth is given to four, and all of the conversions are exact except light-years to km, which is given to four. So the final answer should have three figures. This gives a total distance of 4.24 light-years.

DOUBLE-CHECK: A distance to the Proxima Centauri of 4.24 light-years means that it takes light about $4\frac{1}{4}$ years to travel between the Sun and Proxima Centauri. Knowing what we do of astronomical scales, this makes sense.

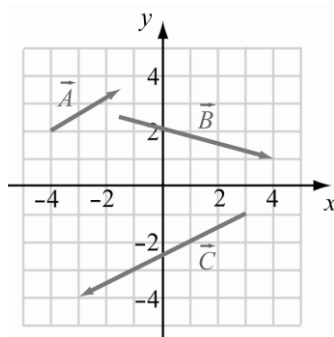
Multi-Version Exercises

- 1.93. **THINK:** The lengths of the x and y components of the vectors can be read from the provided figure. Remember to decompose the vectors in terms of their x and y components.

Contact me in order to access whole complete document

Bauer/Westfall: *University Physics, 2E*

SKETCH:



RESEARCH: A vector can be written as $\vec{V} = V_x \hat{x} + V_y \hat{y}$, where $V_x = x_f - x_i$ and $V_y = y_f - y_i$.

SIMPLIFY: Not applicable.

CALCULATE: $\vec{A} = (-1.5 - (-4))\hat{x} + (3.5 - 2)\hat{y} = 2.5\hat{x} + 1.5\hat{y}$, $\vec{B} = (4 - (-1.5))\hat{x} + (1 - 2.5)\hat{y} = 5.5\hat{x} - 1.5\hat{y}$

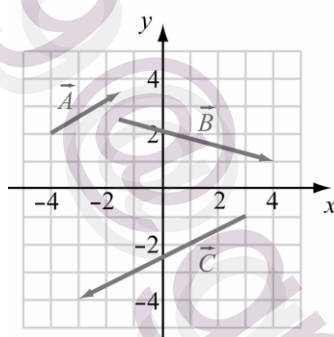
$\vec{C} = (-3 - 3)\hat{x} - (4 - (-1))\hat{y} = -6\hat{x} - 3\hat{y}$

ROUND: Not applicable.

DOUBLE-CHECK: Comparing the signs of the x - and y -components of the vectors \vec{A} , \vec{B} and \vec{C} to the provided figure, the calculated components all point in the correct directions. The answer is therefore reasonable.

- 1.94. **THINK:** The question asks for the length and direction of the three vectors. The x and y components of the vectors can be read from the provided figure. Remember when dealing with vectors, the components must be treated separately.

SKETCH:



RESEARCH: The length of a vector is given by the formula $\vec{L} = \sqrt{x^2 + y^2}$. The direction of a vector (with respect to the x -axis) is given by $\tan\theta = y/x$.

SIMPLIFY: $\theta = \tan^{-1}\left(\frac{y}{x}\right)$

CALCULATE: $|\vec{A}| = \sqrt{(2.5)^2 + (1.5)^2} = 2.9$, $\theta_A = \tan^{-1}\left(\frac{1.5}{2.5}\right) = 30.9638^\circ$

$$|\vec{B}| = \sqrt{(5.5)^2 + (-1.5)^2} = 5.700877, \theta_B = \tan^{-1}\left(\frac{-1.5}{5.5}\right) = -15.2551^\circ$$

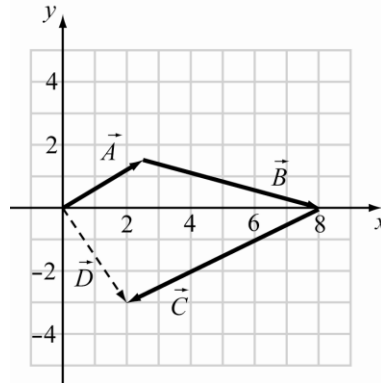
$$|\vec{C}| = \sqrt{(-6)^2 + (-3)^2} = 6.7082,$$

$$\theta_C = \tan^{-1}\left(\frac{-3}{-6}\right) = 26.565^\circ = 180^\circ + 26.565^\circ = 206.565^\circ$$

ROUND: The figure can reasonably be read to two significant digits, so the rounded values are $|\vec{A}| = 2.9$, $\theta_A = 31^\circ$, $|\vec{B}| = 5.7$, $\theta_B = -15^\circ$, $|\vec{C}| = 6.7$, and $\theta_C = 210^\circ$.

DOUBLE-CHECK: Comparing the graphical values to the calculated values, the calculated values are reasonable.

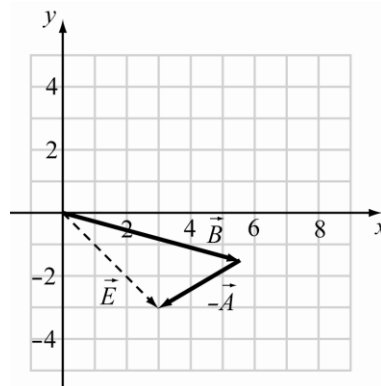
- 1.95. Vectors add tip to tail, $\vec{A} + \vec{B} + \vec{C} = \vec{D}$.



By inspecting the image, it is clear that $\vec{D} = (2, -3)$.

- 1.96. **THINK:** To subtract two vectors, reverse the direction of the vector being subtracted, and treat the operation as a sum. Denote the difference as $\vec{E} = \vec{B} - \vec{A}$.

SKETCH:



RESEARCH: $\vec{E} = \vec{B} - \vec{A} = \vec{B} + (-\vec{A})$

SIMPLIFY: No simplification is necessary.

CALCULATE: By inspection, $\vec{E} = (3, -3)$.

ROUND: No rounding is necessary.

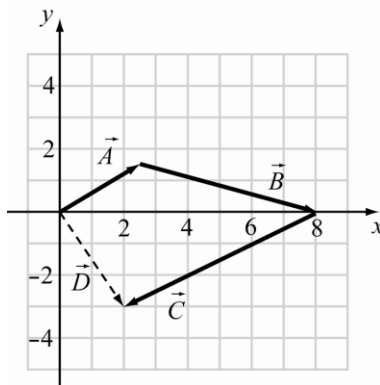
DOUBLE-CHECK: The resultant vector \vec{E} points from the origin to the fourth quadrant, so its x -component should be positive and its y -component should be negative. This gives some support to the reasonableness of the answer.

- 1.97. **THINK:** When adding vectors, you must add the components separately.

SKETCH:

Contact me in order to access whole complete document

Bauer/Westfall: *University Physics, 2E*



RESEARCH: $\vec{D} = \vec{A} + \vec{B} + \vec{C}$

SIMPLIFY: $\vec{D} = (A_x + B_x + C_x)\hat{x} + (A_y + B_y + C_y)\hat{y}$

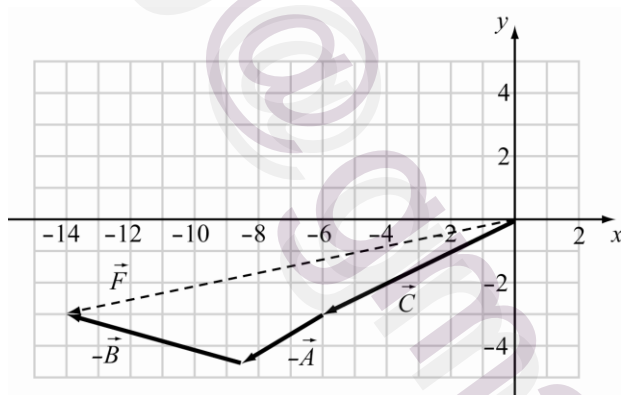
CALCULATE: $\vec{D} = (2.5 + 5.5 - 6)\hat{x} + (1.5 - 1.5 - 3)\hat{y} = 2\hat{x} - 3\hat{y}$

ROUND: The answers are precise, so no rounding is necessary.

DOUBLE-CHECK: The calculation seems consistent with the provided figure.

1.98. **THINK:** When subtracting vectors, you must subtract the x and y components separately.

SKETCH:



RESEARCH: $F_x = C_x - A_x - B_x$ and $F_y = C_y - A_y - B_y$. The length is computed using $|\vec{F}| = \sqrt{F_x^2 + F_y^2}$ with $F = F_x\hat{x} + F_y\hat{y}$.

SIMPLIFY: $|\vec{F}| = \sqrt{(C_x - A_x - B_x)^2 + (C_y - A_y - B_y)^2}$

CALCULATE: $|\vec{F}| = \sqrt{((-6.0) - 2.5 - 5.5)^2 + ((-3.0) - (1.5) - (-1.5))^2}$
 $= \sqrt{205}$
 $= 14.318$

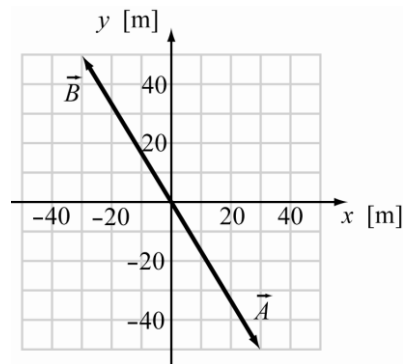
ROUND: To two significant figures, the length of \vec{F} is 14.

DOUBLE-CHECK: The size of $|\vec{F}|$ is reasonable.

- 1.99. **THINK:** The two vectors are $\vec{A} = (A_x, A_y) = (30.0 \text{ m}, -50.0 \text{ m})$ and $\vec{B} = (B_x, B_y) = (-30.0 \text{ m}, 50.0 \text{ m})$.

Sketch and find the magnitudes.

SKETCH:



RESEARCH: The length of a vector $\vec{C} = C_x \hat{x} + C_y \hat{y}$ is $|\vec{C}| = \sqrt{C_x^2 + C_y^2}$.

SIMPLIFY: $|\vec{A}| = \sqrt{A_x^2 + A_y^2}$, $|\vec{B}| = \sqrt{B_x^2 + B_y^2}$

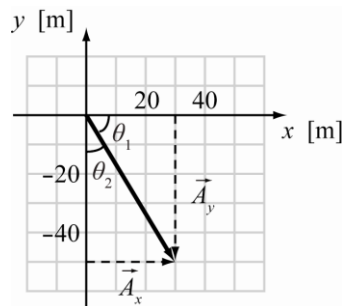
CALCULATE: $|\vec{A}| = \sqrt{(30)^2 + (-50)^2} = 58.3095 \text{ m}$, $|\vec{B}| = \sqrt{(-30)^2 + (50)^2} = 58.3095 \text{ m}$

ROUND: $|\vec{A}| = 58.3 \text{ m}$, $|\vec{B}| = 58.3 \text{ m}$

DOUBLE-CHECK: The calculated magnitudes are larger than the lengths of the component vectors, and are less than the sum of the lengths of the component vectors. Also, the vectors are opposites, so they should have the same length.

- 1.100. **THINK:** Use trigonometry to find the angles as indicated in the sketch below. $\vec{A} = (A_x, A_y) = (30.0 \text{ m}, -50.0 \text{ m})$.

SKETCH:



RESEARCH: $\tan \theta = \frac{\text{opposite}}{\text{adjacent}}$

SIMPLIFY: $\tan \theta_1 = (A_y / A_x) \Rightarrow \theta_1 = \tan^{-1}(A_y / A_x)$, $\tan \theta_2 = (A_x / A_y) \Rightarrow \theta_2 = \tan^{-1}(A_x / A_y)$

CALCULATE: $\theta_1 = \tan^{-1}(-50 / 30) = -59.036^\circ$, $\theta_2 = \tan^{-1}(30 / -50) = -30.963^\circ$

ROUND: Drop the signs of the angles and just use their size: $\theta_1 = 59.0^\circ$, $\theta_2 = 31.0^\circ$.

DOUBLE-CHECK: The two angles add up to 90° , which they should. The answers are reasonable.

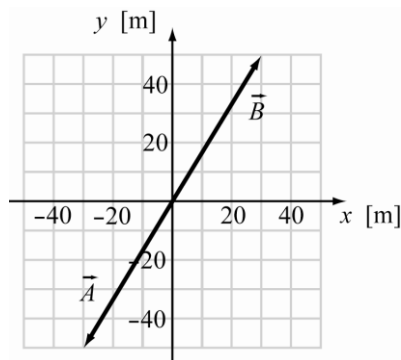
- 1.101. **THINK:** The two vectors are $\vec{A} = (A_x, A_y) = (-30.0 \text{ m}, -50.0 \text{ m})$ and $\vec{B} = (B_x, B_y) = (30.0 \text{ m}, 50.0 \text{ m})$.

Sketch and find the magnitudes.

SKETCH:

Contact me in order to access whole complete document

Bauer/Westfall: *University Physics, 2E*



RESEARCH: $|\vec{C}| = \sqrt{C_x^2 + C_y^2}$

SIMPLIFY: $|\vec{A}| = \sqrt{A_x^2 + A_y^2}$, $|\vec{B}| = \sqrt{B_x^2 + B_y^2}$

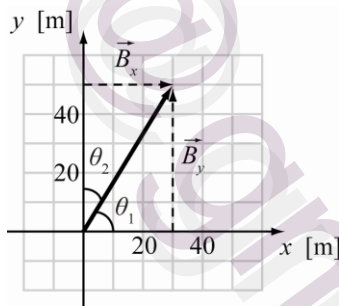
CALCULATE: $|\vec{A}| = \sqrt{(-30.0 \text{ m})^2 + (-50.0 \text{ m})^2} = 58.3095 \text{ m}$, $|\vec{B}| = \sqrt{(30.0 \text{ m})^2 + (50.0 \text{ m})^2} = 58.3095 \text{ m}$

ROUND: $|\vec{A}| = 58.3 \text{ m}$, $|\vec{B}| = 58.3 \text{ m}$

DOUBLE-CHECK: The magnitudes are bigger than individual components, but not bigger than the sum of the components. Therefore, the answers are reasonable.

1.102. THINK: Using trigonometry find the angles indicated in the diagram below. The vector $\vec{B} = (B_x, B_y) = (30.0 \text{ m}, 50.0 \text{ m})$.

SKETCH:



RESEARCH: $\tan \theta = \frac{\text{opposite}}{\text{adjacent}}$

SIMPLIFY: $\theta = \tan^{-1}\left(\frac{\text{opposite}}{\text{adjacent}}\right)$, $\theta_1 = \tan^{-1}\left(\frac{B_y}{B_x}\right)$, $\theta_2 = \tan^{-1}\left(\frac{B_x}{B_y}\right)$

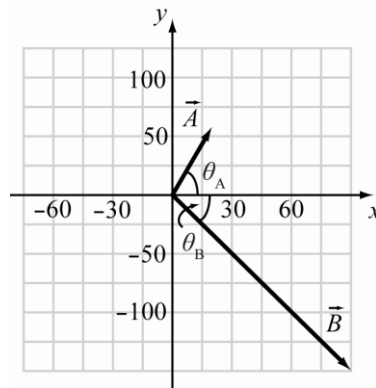
CALCULATE: $\theta_1 = \tan^{-1}\left(\frac{50.0 \text{ m}}{30.0 \text{ m}}\right) = 59.036^\circ$, $\theta_2 = \tan^{-1}\left(\frac{30.0 \text{ m}}{50.0 \text{ m}}\right) = 30.963^\circ$

ROUND: $\theta_1 = 59.0^\circ$, $\theta_2 = 31.0^\circ$

DOUBLE-CHECK: The angles sum to 90° , which is expected from the sketch. Therefore, the answers are reasonable.

1.103. THINK: The two vectors are $\vec{A} = (23.0, 59.0)$ and $\vec{B} = (90.0, -150.0)$. Find the magnitude and angle with respect to the positive x -axis.

SKETCH:



RESEARCH: For any vector $\vec{C} = C_x\hat{x} + C_y\hat{y}$, the magnitude is given by the formula $|\vec{C}| = \sqrt{C_x^2 + C_y^2}$, and the angle θ_C made with the x -axis is such that $\tan\theta_C = \frac{C_y}{C_x}$.

SIMPLIFY: $|\vec{A}| = \sqrt{A_x^2 + A_y^2}$, $|\vec{B}| = \sqrt{B_x^2 + B_y^2}$, $\theta_A = \tan^{-1}\left(\frac{A_y}{A_x}\right)$, $\theta_B = \tan^{-1}\left(\frac{B_y}{B_x}\right)$

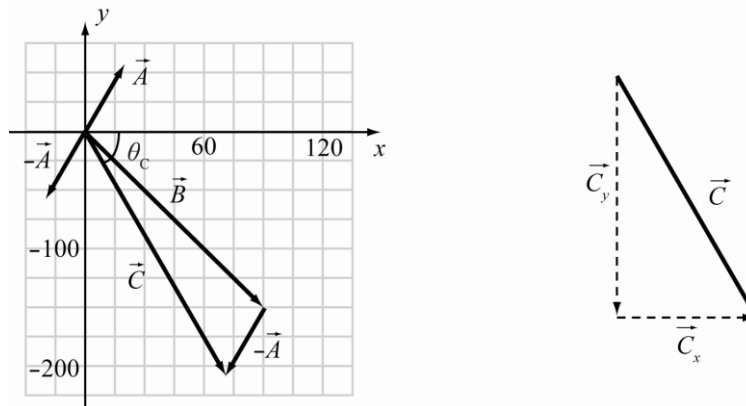
CALCULATE: $|\vec{A}| = \sqrt{(23.0)^2 + (59.0)^2} = 63.3246$, $|\vec{B}| = \sqrt{(90.0)^2 + (-150.0)^2} = 174.9286$
 $\theta_A = \tan^{-1}\left(\frac{59.0}{23.0}\right) = 68.7026^\circ$, $\theta_B = \tan^{-1}\left(\frac{-150.0}{90.0}\right) = -59.0362^\circ$

ROUND: Three significant figures: $\vec{A} = 63.3$ at 68.7° , $\vec{B} = 175$ at -59.0° or 301.0° .

DOUBLE-CHECK: Each magnitude is greater than the components but less than the sum of the components, and the angles place the vectors in the proper quadrants.

- 1.104. THINK:** Add the components of the vectors. Find the magnitude and the angle from the positive x -axis of the resultant vector. $\vec{A} = (23.0, 59.0)$ and $\vec{B} = (90.0, -150.0)$.

SKETCH:



RESEARCH: $\vec{C} = (C_x, C_y)$, $C_i = nA_i + mB_i$ with $n = -1$ and $m = +1$, $|\vec{C}| = \sqrt{C_x^2 + C_y^2}$, $\tan\theta_C = \frac{C_y}{C_x}$.

SIMPLIFY: $C_x = -A_x + B_x$, $C_y = -A_y + B_y$, $\theta_C = \tan^{-1}\left(\frac{C_y}{C_x}\right)$

Contact me in order to access whole complete document

Bauer/Westfall: *University Physics, 2E*

CALCULATE: $C_x = -23.0 + 90.0 = 67.0$, $C_y = -59.0 + (-150) = -209.0$,

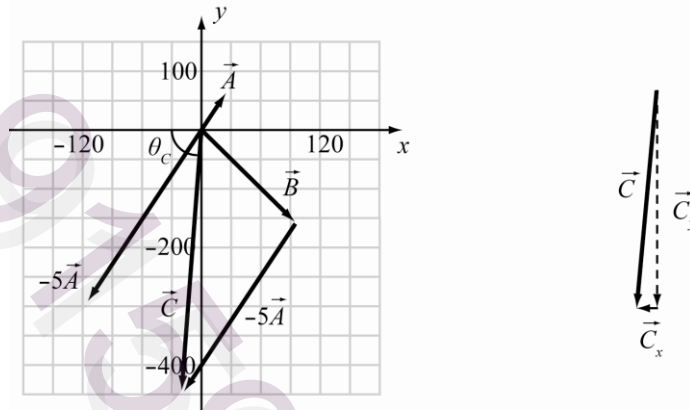
$$|\vec{C}| = \sqrt{(67.0)^2 + (-209.0)^2} = 219.477, \text{ and } \theta_C = \tan^{-1}\left(\frac{-209.0}{67.0}\right) = -72.225^\circ.$$

ROUND: $\vec{C} = 219$ at -72.2° or 288°

DOUBLE-CHECK: The magnitude is greater than each component but less than the sum of the components and the angle is also in the correct quadrant. The answer is reasonable.

- 1.105. THINK:** Add the components of the vectors (with applicable multiplication of each vector). Find the magnitude and the angle from the positive x -axis of the resultant vector. $\vec{A} = (23.0, 59.0)$ and $\vec{B} = (90.0, -150.0)$.

SKETCH:



RESEARCH: $\vec{C} = (C_x, C_y)$, $C_i = nA_i + mB_i$ with $n = -5$ and $m = +1$, $|\vec{C}| = \sqrt{C_x^2 + C_y^2}$, $\tan \theta_C = \frac{C_y}{C_x}$.

SIMPLIFY: $C_x = -5A_x + B_x$, $C_y = -5A_y + B_y$, $|\vec{C}| = \sqrt{C_x^2 + C_y^2}$, $\theta_C = \tan^{-1}\left(\frac{C_y}{C_x}\right)$

CALCULATE: $C_x = -5(23.0) + 90.0 = -25.0$, $C_y = -5(59.0) + (-150) = -445.0$

$$|\vec{C}| = \sqrt{(-25.0)^2 + (-445.0)^2} = 445.702$$

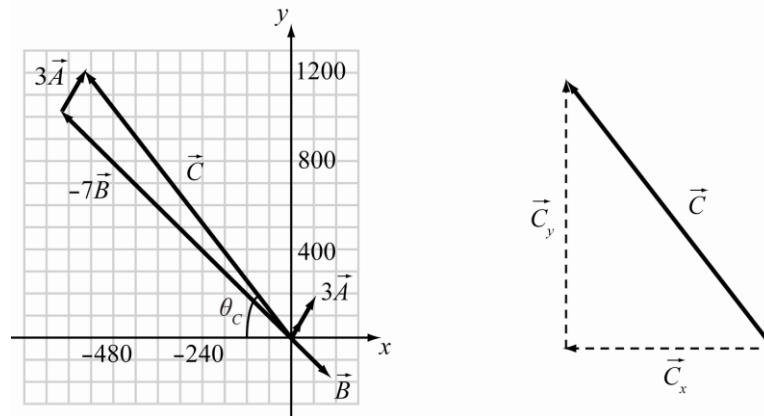
$$\theta_C = \tan^{-1}\left(\frac{-445.0}{-25.0}\right) = 86.785^\circ \Rightarrow 180^\circ + 86.785^\circ = 266.785^\circ$$

ROUND: $\vec{C} = 446$ at 267° or -93.2°

DOUBLE-CHECK: The magnitude is greater than each component but less than the sum of the components and the angle is also in the correct quadrant. The answer is reasonable.

- 1.106. THINK:** Add the components of the vectors (with applicable multiplication of each vector). Find the magnitude and the angle from the positive x -axis of the resultant vector. $\vec{A} = (23.0, 59.0)$ and $\vec{B} = (90.0, -150.0)$.

SKETCH:



RESEARCH: $\vec{C} = (C_x, C_y)$, $C_i = nA_i + mB_i$ with $n = 3$ and $m = -7$, $|\vec{C}| = \sqrt{C_x^2 + C_y^2}$, $\tan \theta_C = \frac{C_y}{C_x}$.

SIMPLIFY: $C_x = 3A_x - 7B_x$, $C_y = 3A_y - 7B_y$, $\theta_C = \tan^{-1} \left(\frac{C_y}{C_x} \right)$

CALCULATE: $C_x = 3(23.0) - 7(90.0) = -561.0$, $C_y = 3(59.0) - 7(-150) = 1227.0$

$$|\vec{C}| = \sqrt{(-561.0)^2 + (1227.0)^2} = 1349.17$$

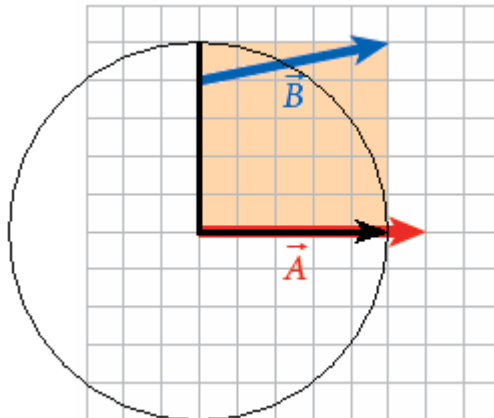
$$\theta_C = \tan^{-1} \left(\frac{1227.0}{-561.0} \right) = -65.43^\circ \Rightarrow 180^\circ - 65.43^\circ = 114.57^\circ$$

ROUND: $|\vec{C}| = 1.35 \cdot 10^3$ at 115°

DOUBLE-CHECK: The magnitude is greater than each component but less than the sum of the components and the angle is also in the correct quadrant.

- 1.107. **THINK:** The scalar product of two vectors equals the length of the two vectors times the cosine of the angle between them. Geometrically, think of the absolute value of the scalar product as the length of the projection of vector \vec{B} onto vector \vec{A} times the length of vector \vec{A} , or the area of a rectangle with one side the length of vector \vec{A} and the other side the length of the projection of vector \vec{B} onto vector \vec{A} . Algebraically, use the formula $\vec{A} \cdot \vec{B} = A_x B_x + A_y B_y$ to find the scalar product from the components, which can be read from the graphs.

SKETCH: Using the geometric interpretation, sketch the projection of vector \vec{B} onto vector \vec{A} and then draw the corresponding rectangular area, for instance for case (e):



Contact me in order to access whole complete document

Bauer/Westfall: *University Physics, 2E*

Note, however, that this method of finding the scalar product is cumbersome and does not readily produce exact results. The algebraic approach is much more efficient.

RESEARCH: Use the formula $\vec{A} \cdot \vec{B} = A_x B_x + A_y B_y$ to find the scalar product from the components, which can be read from the graphs. $(A_x, A_y) = (6, 0)$ in all cases. In (a), $(B_x, B_y) = (1, 5)$; in (b), $(B_x, B_y) = (0, 3)$; in (c), $(B_x, B_y) = (2, 2)$; in (d), $(B_x, B_y) = (-6, 0)$; in (e), $(B_x, B_y) = (5, 1)$; and in (f), $(B_x, B_y) = (1, 4)$.

SIMPLIFY: Using the formula $\vec{A} \cdot \vec{B} = A_x B_x + A_y B_y$, find that in part (a), $\vec{A} \cdot \vec{B} = 6 \cdot 1 + 0 \cdot 5$. In part (b), $\vec{A} \cdot \vec{B} = 6 \cdot 0 + 0 \cdot 3$. In part (c), $\vec{A} \cdot \vec{B} = 6 \cdot 2 + 0 \cdot 2$. In part (d), $\vec{A} \cdot \vec{B} = 6 \cdot (-6) + 0 \cdot 0$. In part (e), $\vec{A} \cdot \vec{B} = 6 \cdot 5 + 0 \cdot 1$. Finally, in part (f), $\vec{A} \cdot \vec{B} = 6 \cdot 1 + 0 \cdot 4$.

CALCULATE: Performing the multiplication and addition as shown above, the scalar product in (a) is 6 units, in (b) it is 0 units, and in part (c) the scalar product is 12 units. In parts (d), (e), and (f), the scalar products are -36 units, 30 units, and 6 units, respectively. The one with the largest absolute value is case (d), $|-36| = 36$.

ROUND: Rounding is not required in this problem.

DOUBLE-CHECK: Double-check by looking at the rectangles with sides the length of vector \vec{A} and the length of the projection of vector \vec{B} onto vector \vec{A} . The results agree with what was calculated using the formula.

1.108. When the scalar products are evaluated as described in the preceding solution, the one with the smallest absolute value is case (b), where $|\vec{A} \cdot \vec{B}| = 0$. It is characteristic of the scalar product that it comes out zero for perpendicular vectors, and zero is of course the smallest possible absolute value.

1.109. The vector product of two non-parallel vectors \vec{A} and \vec{B} that lie in the xy -plane is a vector in the z -direction. As given by Eq. (1.32), the magnitude of that vector is $|A_x B_y - A_y B_x|$.

(a) $|A_x B_y - A_y B_x| = |(6)(5) - (0)(1)| = 30$

(b) $|A_x B_y - A_y B_x| = |(6)(3) - (0)(0)| = 18$

(c) $|A_x B_y - A_y B_x| = |(6)(2) - (0)(2)| = 12$

(d) $|A_x B_y - A_y B_x| = |(6)(0) - (0)(-6)| = 0$

(e) $|A_x B_y - A_y B_x| = |(6)(1) - (0)(5)| = 6$

(f) $|A_x B_y - A_y B_x| = |(6)(4) - (0)(1)| = 24$

The largest absolute value of a vector product is case (a).

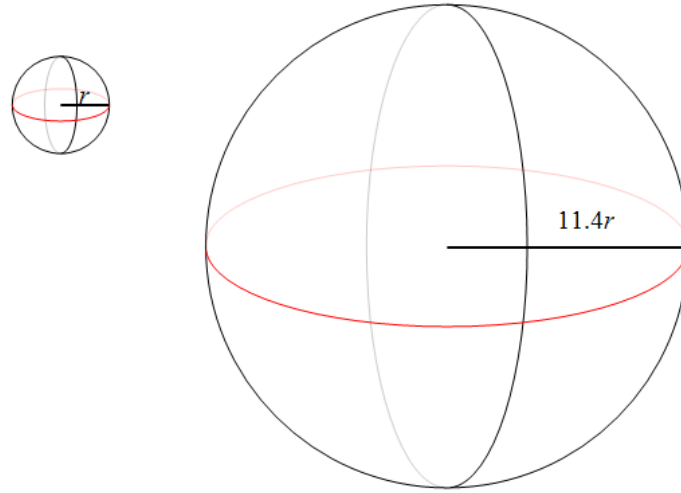
1.110. When the vector products are evaluated as described in Solution 1.109, the one with the smallest absolute value is case (d). It is characteristic of the vector product that it comes out zero for parallel or antiparallel vectors, and zero is of course the smallest possible absolute value.

1.111. Taking the absolute value and ranking in order from least to greatest, we find that $0 < 6 = 6 < 12 < 30 < 36$. This gives us the ordering from least to greatest of the absolute value of the scalar product in parts b, a = f, c, e, and d.

1.112. Ranking the absolute values found in Solution 1.109 in order from least to greatest, we find that $0 < 6 < 12 < 18 < 24 < 30$. This gives us the ordering from least to greatest of the absolute value of the vector product in parts d, e, c, b, f, and a.

- 1.113. **THINK:** We are given the change in the star's radius. So, if we can express the surface area, circumference, and volume in terms of the radius, we can find by what factors these change as the radius changes.

SKETCH: We can think of the star as a sphere in space with radius r .



RESEARCH: We can use the formulas for volume and surface area of a sphere given in Appendix A. We find that the volume of the sphere on the left is $\frac{4}{3}\pi r^3$ and its surface area is $4\pi r^2$. Similarly, the volume of the sphere on the right is $\frac{4}{3}\pi(11.4r)^3$ and its surface area is $4\pi(11.4r)^2$. The circumference of a sphere is the same as the circumference of a great circle around it (shown in red in the sketch). Finding the radius of the circle will give us the radius of the sphere. Using this method, we find that the circumference of the sphere on the left is $2\pi r$, while the sphere on the right has a circumference of $2\pi(11.4r)$.

SIMPLIFY: We use algebra to find the volume, surface area, and circumference of the larger sphere in terms of the volume, surface area, and circumference of the smaller sphere. (a) We find the surface area of the sphere on the right is $4\pi(11.4r)^2 = 4\pi(11.4^2 r^2) = 11.4^2 \cdot 4\pi r^2$ (b) The circumference of the larger sphere is $2\pi(11.4r) = 11.4 \cdot (2\pi r)$. (c) The volume of the larger sphere is $\frac{4}{3}\pi(11.4r)^3 = \frac{4}{3}\pi(11.4^3 r^3) = (11.4^3) \frac{4}{3}\pi r^3$.

CALCULATE: Since we don't know the star's original radius, we take the ratio of the new value divided by the old value to get the factor by which the surface area, volume, and circumference have increased. In part (a), we find that the ratio of the new surface area to the original surface area is $\frac{11.4^2 \cdot 4\pi r^2}{4\pi r^2} = 11.4^2 \frac{4\pi r^2}{4\pi r^2} = 11.4^2 \cdot 1 = 129.96$. (b) Similarly, we can divide the new circumference by the original one to get $\frac{11.4 \cdot (2\pi r)}{2\pi r} = 11.4 \frac{2\pi r}{2\pi r} = 11.4 \cdot 1 = 11.4$. (c) The new volume divided by the original

volume is $\frac{(11.4^3) \frac{4}{3}\pi r^3}{\frac{4}{3}\pi r^3} = (11.4^3) \frac{\frac{4}{3}\pi r^3}{\frac{4}{3}\pi r^3} = 11.4^3 \cdot 1 = 1481.544$.

ROUND: For all of these calculations, we round to three significant figures. This gives us that (a) the surface area has increased by a factor of 130., (b) the circumference has increased by a factor of 11.4, and (c) the volume has increased by a factor of 1.48×10^3 .

Contact me in order to access whole complete document

Bauer/Westfall: *University Physics, 2E*

DOUBLE-CHECK: Think about what these values represent. The circumference is a one-dimensional quantity, with units such as km, which is proportional to r . The surface area is a two-dimensional quantity with units such as km^2 , and is proportional to r^2 . The volume is a three-dimensional quantity with units such as km^3 and is proportional to r^3 . So it makes sense that, when we increase the radius by a given amount (11.4 in this case), the circumference increases in proportion to that amount, while the surface area increases by that amount squared, and the volume increases by the cube of that amount.

- 1.114. The circumference is directly proportional to the radius.
- (a) The surface area is proportional to the square of the radius and therefore to the square of the circumference. It will increase by a factor of $12.5^2 = 156$.
 - (b) The radius is directly proportional to the circumference. It will increase by a factor of 12.5.
 - (c) The volume is proportional to the cube of the radius and therefore to the cube of the circumference. It will increase by a factor of $12.5^3 = 1950$.
- 1.115. The volume is proportional to the cube of the radius, so if the volume increases by a factor of 872, then the radius increases by a factor of $\sqrt[3]{872} = 9.553712362$.
- (a) The surface area is proportional to the square of the radius. It will increase by a factor of $9.553712362^2 = 91.3$.
 - (b) The circumference is directly proportional to the radius. It will increase by a factor of 9.55.
 - (c) The diameter is directly proportional to the radius. It will increase by a factor of 9.55.
- 1.116. (a) The volume is proportional to the cube of the radius, so if the volume increases by a factor of 274, then the radius increases by a factor of $\sqrt[3]{274} = 6.50294536 = 6.6$.
- (b) The volume is proportional to the cube of the radius. It will increase by a factor of $6.50294536^3 = 274$.
 - (c) The density is *inversely* proportional to the volume. It will decrease by a factor of $274^{-1} = 3.65 \cdot 10^{-3}$.